



DIGBOI COLLEGE

ITAVATA, P.O.: DIGBOI-786171(ASSAM)


Third Cycle NAAC Accreditation

CURRICULAR-1

CURRICULAR ASPECTS

1.4 FEEDBACK SYSTEM

Submitted to



THE NATIONAL ASSESSMENT
AND ACCREDITATION COUNCIL

1.4 FEEDBACK SYSTEM



ESTD 1965

ডিগবৈ মহাবিদ্যালয়
DIGBOI COLLEGE

CONTENTS

FEEDBACK ANALYSIS AND ACTION TAKEN REPORT OF DIGBOI COLLEGE

2020-2021

2019-2020

2018-2019

2017-2018

2016-2017

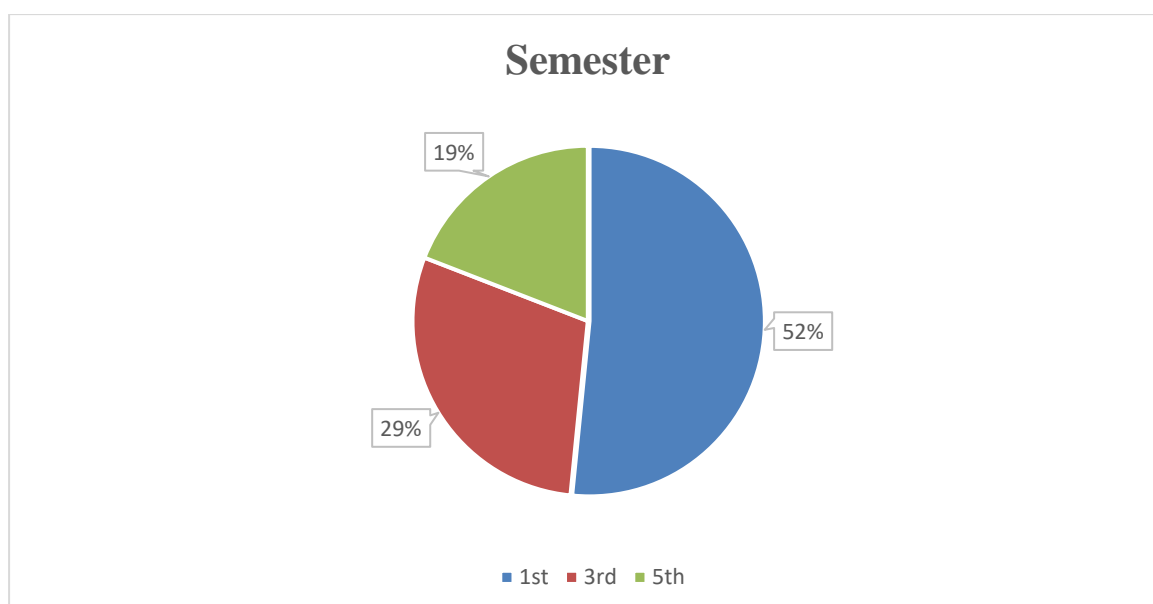
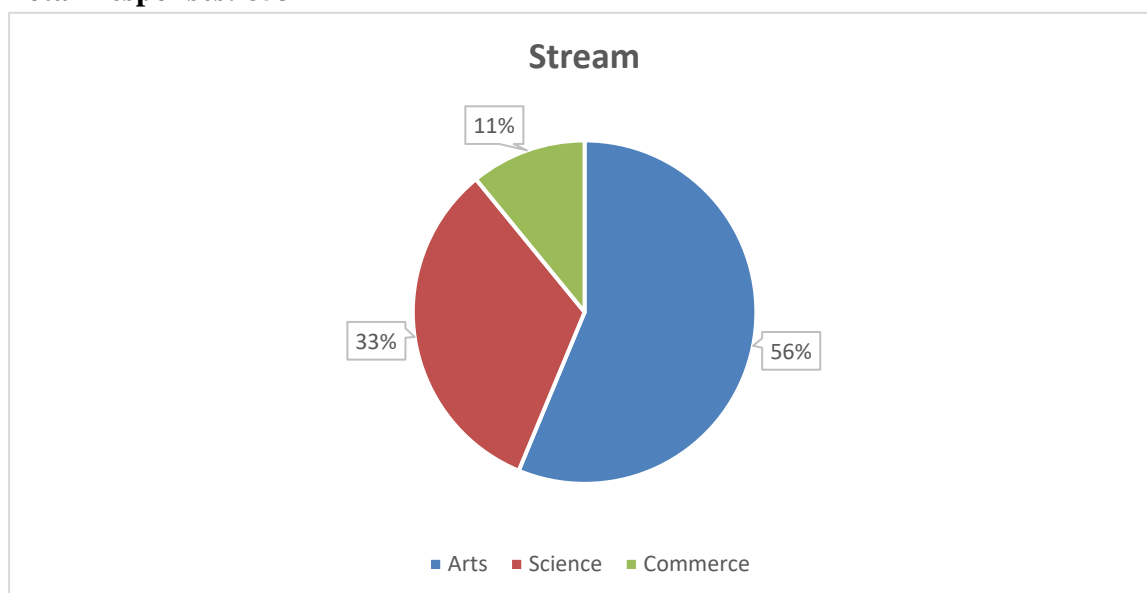
STUDENTS' FEEDBACK ON SYLLABUS AND ITS TRANSACTION (2020-2021)

Students remain the foremost stakeholder of any institution. Their viewpoints always help make the institution overcome all its barriers and achieve its desired goal. Keeping in view the importance of students' roles, the institution has initiated taking structured feedback from them pertaining to matters especially related to the syllabus and its transaction. The institution shared feedback forms through Google form in which 853 nos. of students gave their responses to a total of 15 questions. It needs to be mentioned here that questions were designed in the form of a 5-point rating scale and other responses pattern and suggestion was sought in the last question. Students' feedback data are available in the following link:

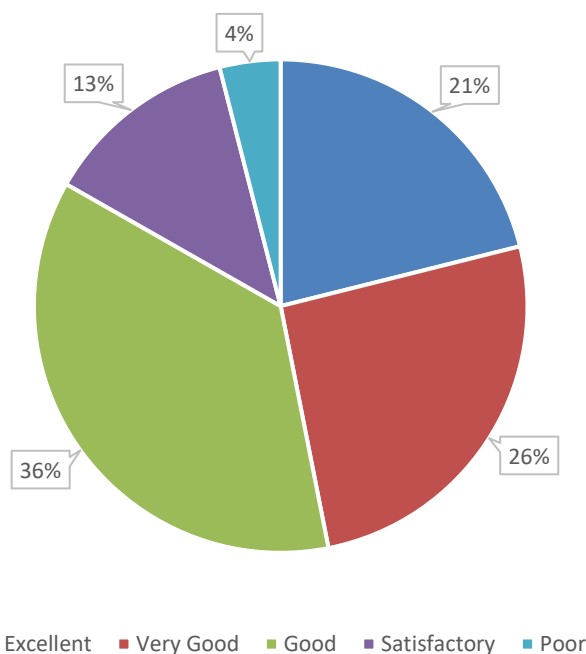
<https://docs.google.com/forms/d/1wgA9m8nZ1fMIQnT41ENHxwplblemstJdvBG68KofJ-Q/edit?usp=sharing>

The feedback report is prepared on the basis of feedback form responses provided by students of the college for the session 2020-21.

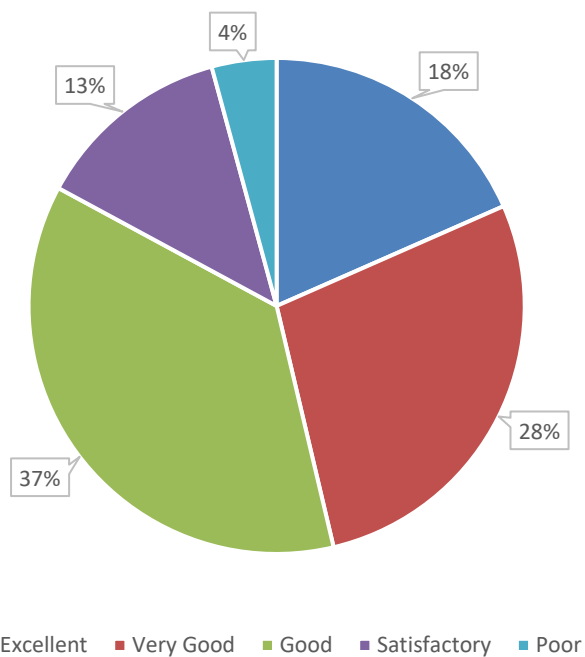
Total Responses: 853



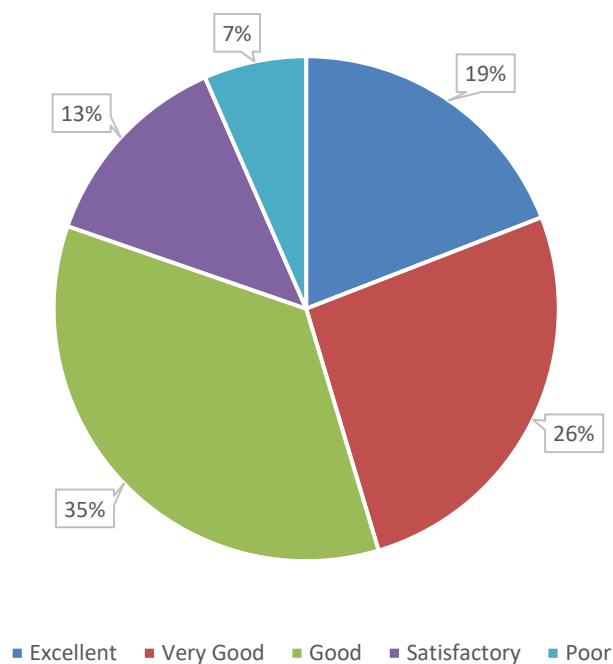
1. The Curriculum and Syllabus are need based



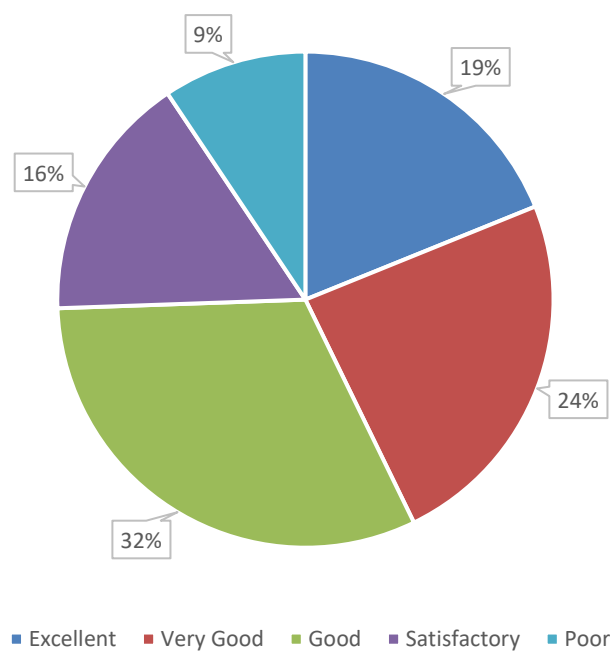
2. The sequence of the units provided in the course is appropriate.



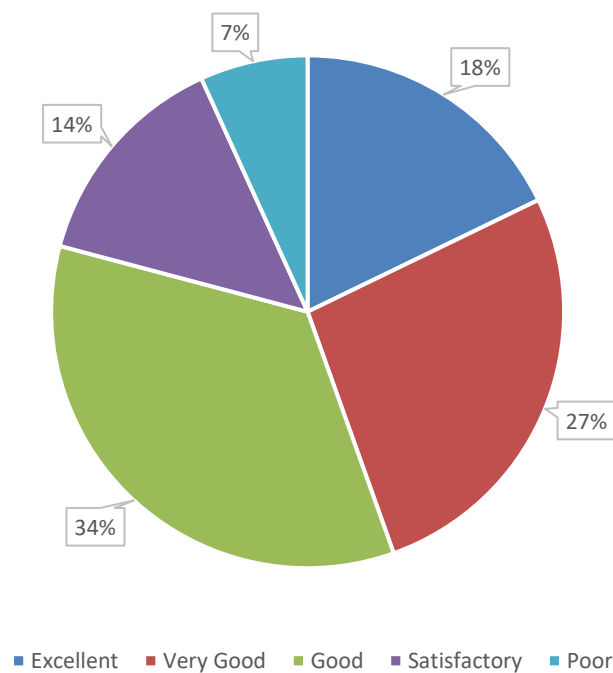
3. The course outcomes are well defined and clear



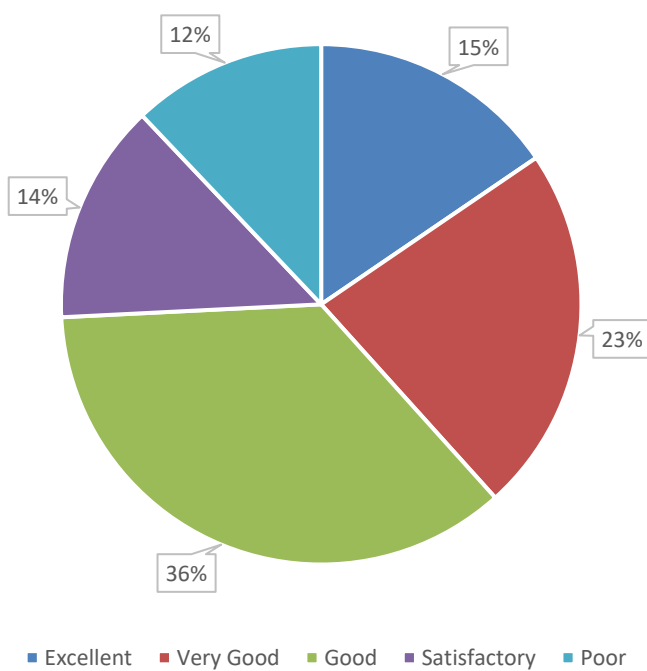
4. Adequate text books, reference books or digital resources are available related to the syllabus



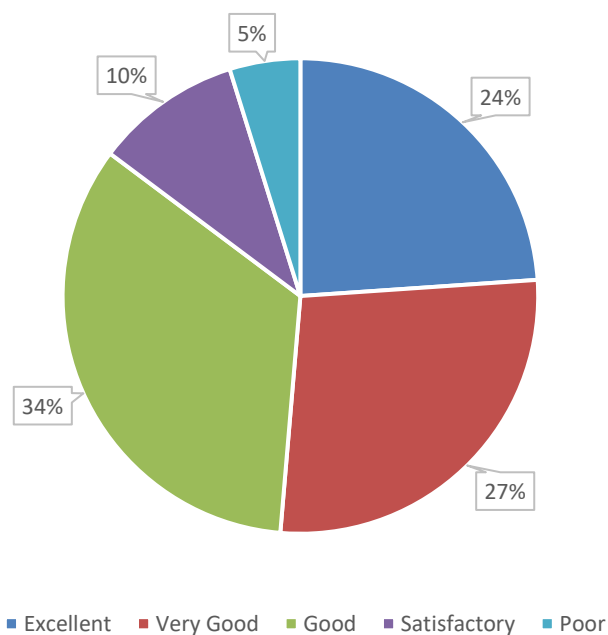
5. The course contents are relevant and applicable to real life situation



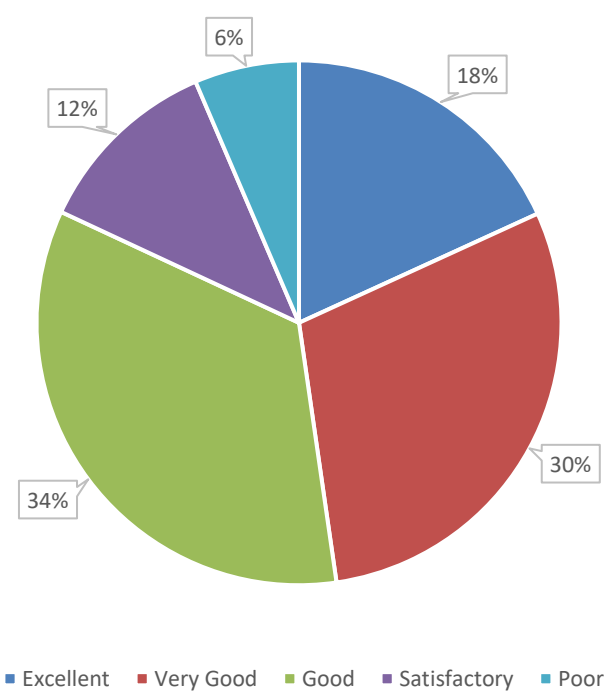
6. The size of the syllabus is appropriate in terms of the burden on the students



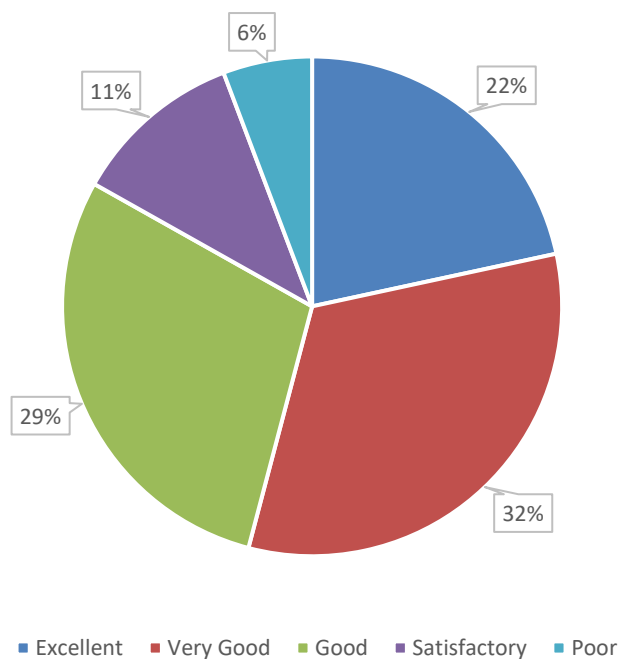
7. The syllabus is useful in terms of knowledge, concepts, analytical abilities and broadening perspectives



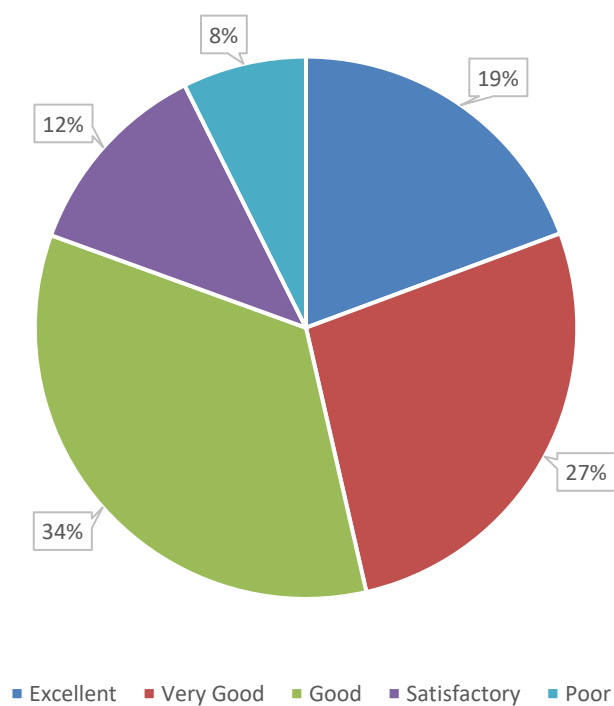
8. The objectives stated for each of the course is well-fulfilled



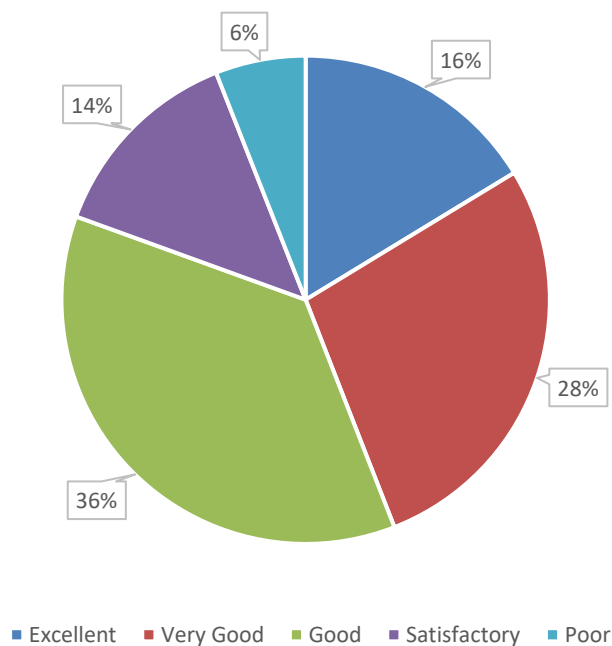
9. Appropriate teaching methods are used to cover the course content of the syllabus



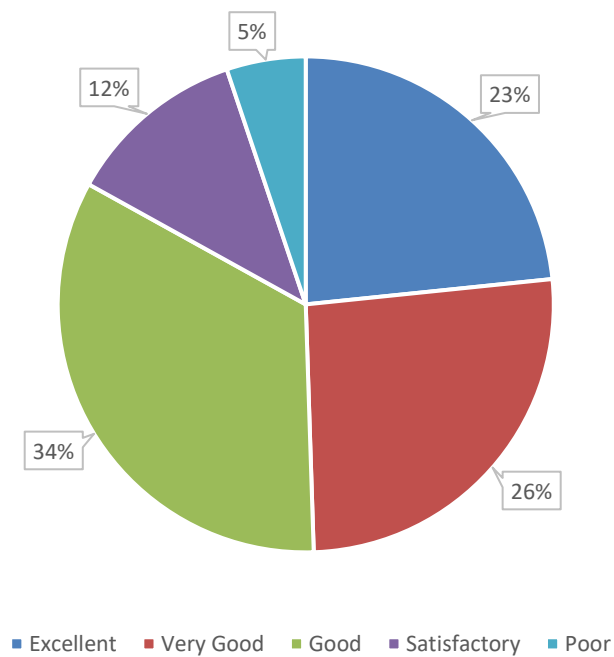
10. The syllabus offers the flexibility in choosing electives



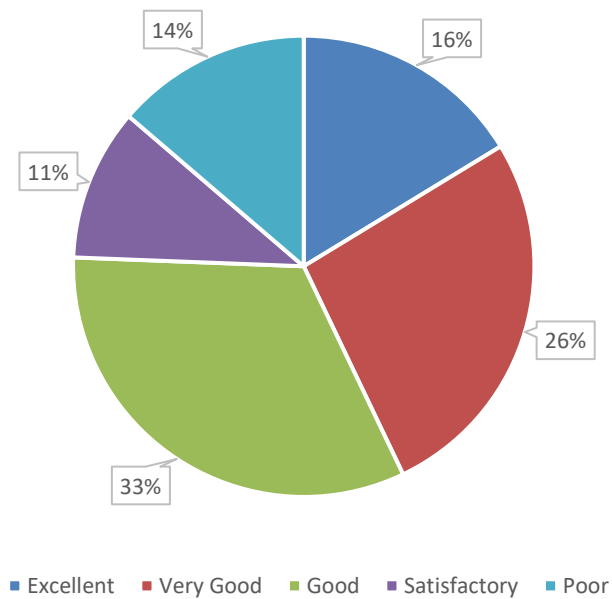
11. The syllabus fulfills the competencies expected by the present global scenario



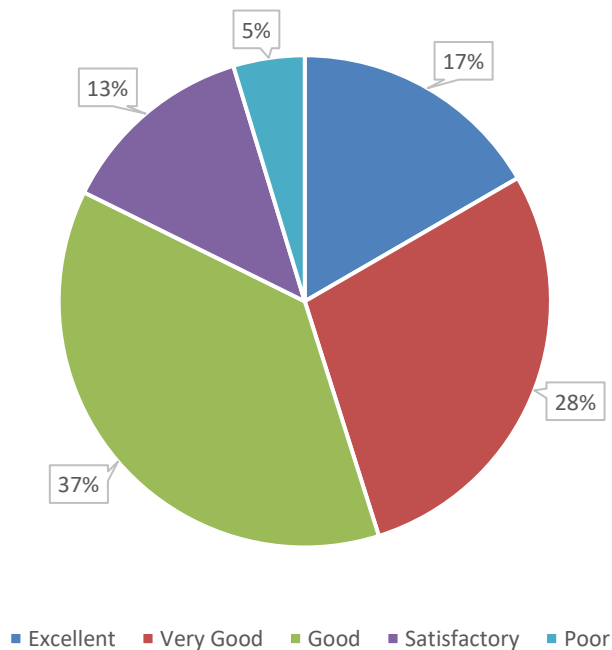
12. The syllabus provides scope for the growth of students



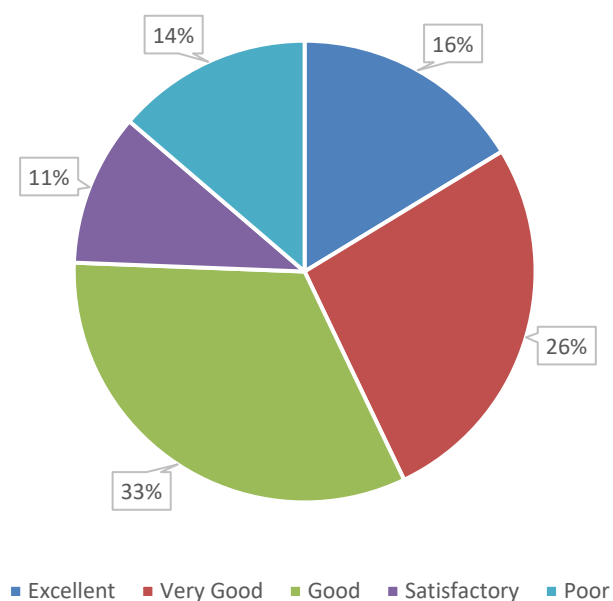
13. The credits are appropriately allocated to the units in the syllabus



14. The time allocation for course completion of the syllabus is appropriate



15. The credits are appropriately allocated to the units in the syllabus



Students' Feedback and action taken report (Syllabus and its Transaction)			
Sl.No.	Query	Feedback	Action taken
1	The Curriculum and Syllabus are need based	There is scope of improvement	Reported to concerned bodies for necessary action
2	The sequence of the units provided in the course is appropriate	Needs improvement	
3	The course outcomes are well defined and clear	Needs improvement	
4	Adequate text books, reference books or digital resources are available related to the syllabus	Good but needs to be upgraded	<ul style="list-style-type: none"> • Soft copies and hard copies of newspapers and books have been made available • books have been made available by sanction of funds to department for purchasing books.
5	The course contents are relevant and applicable to real life situation	Good but there is scope of improvement	Reported to concerned bodies for necessary action
6	The size of the syllabus is appropriate in terms of the burden on the students	Needs improvement	

7	The syllabus is useful in terms of knowledge, concepts, analytical abilities and broadening perspectives	Good but can be improved	Additional useful and related study materials have been available
8	The objectives stated for each of the course is well fulfilled	Good but can be improved	Reported to concerned bodies for necessary action
9	Appropriate teaching methods are used to cover the course content of the syllabus	Good but can be improved	
10	The syllabus offers the flexibility in choosing electives	Good but can be improved	
11	The syllabus fulfills the competencies expected by the present global scenario	Good but can be improved	
12	The syllabus provides scope for the growth of students	Good but can be improved	
13	The credits are appropriately allocated to the units in the syllabus	Good but can be improved	
14	The time allocation for course completion of the syllabus is appropriate	Needs improvement	
15	The credits are appropriately allocated to the units in the syllabus	Needs improvement	

TEACHERS' FEEDBACK ON SYLLABUS AND ITS TRANSACTION (2020-2021)

As the teachers' are vital stakeholders, their feedback on curricular aspects becomes important. The institution shared feedback forms through Google form in which 62 nos. of teachers gave their responses to a total of ten questions related to syllabus and its transaction. Teachers' feedback data are available in the following link:

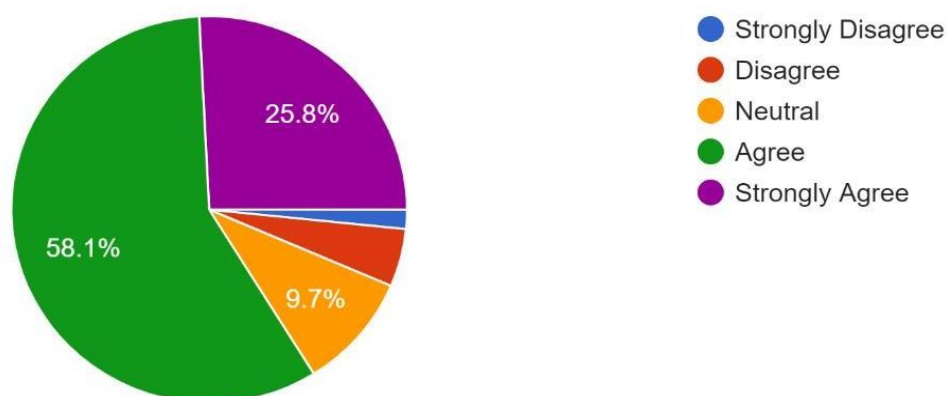
https://docs.google.com/forms/d/1ZfwqtVsC5zIsLE4nv2dLjkDEkF_LLsUwCjdXbOMxxL4/edit?usp=sharing

The feedback report is prepared on the basis of feedback form responses provided by teachers' of the college for the session 2020-21.

Total responses: 62

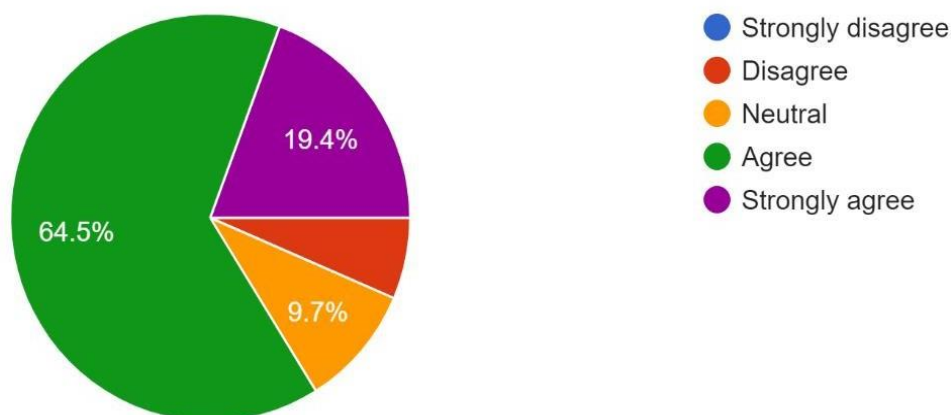
Are the subjects covered in the syllabus interesting for the students?

62 responses

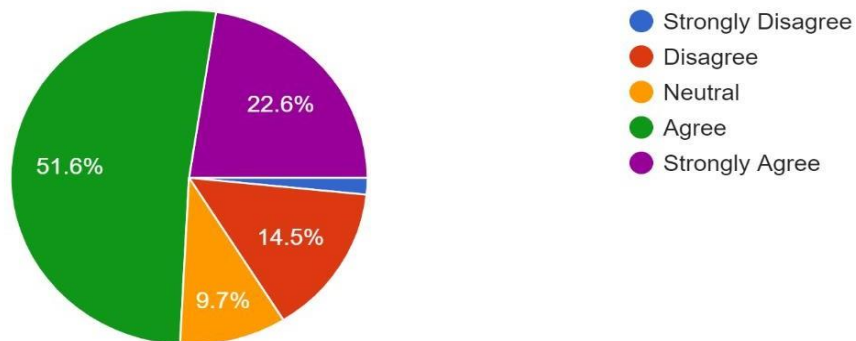


Are the course objectives clearly defined?

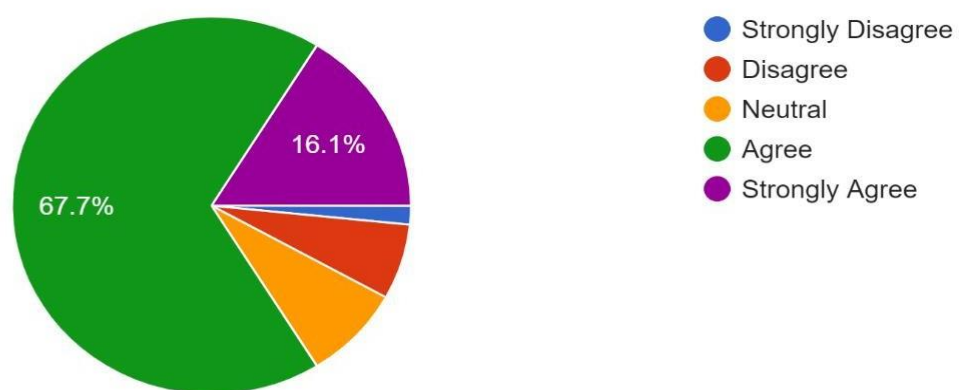
62 responses



Is timely completion of syllabus possible for the papers taught by you in the allotted time period
62 responses

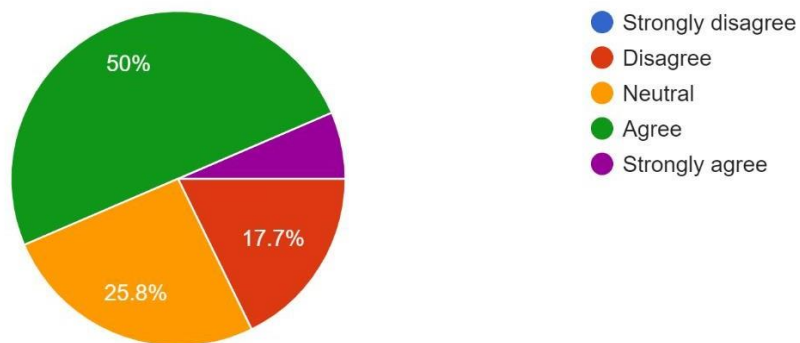


Does the syllabus cover advance and modern topics
62 responses



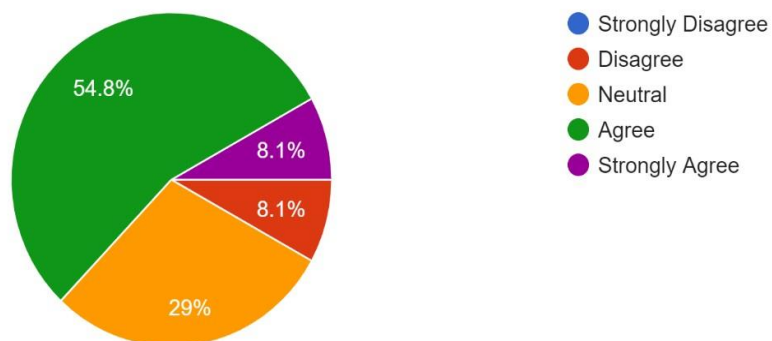
Are books/journals prescribed by the University relevant and updated to cover the entire syllabus?

62 responses



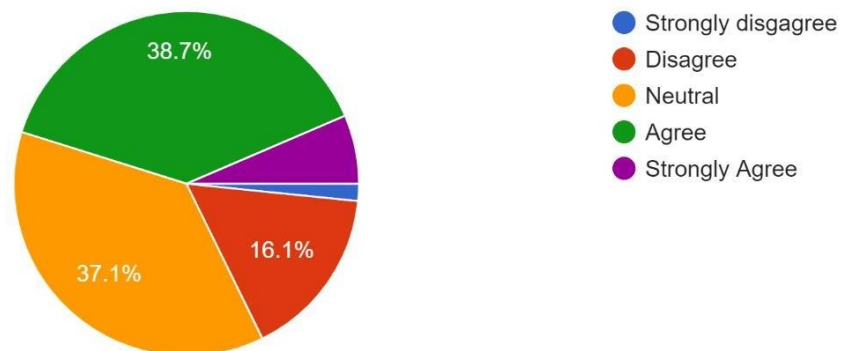
Does the syllabus provide enough freedom to adopt new techniques of testing and assessment of Students

62 responses



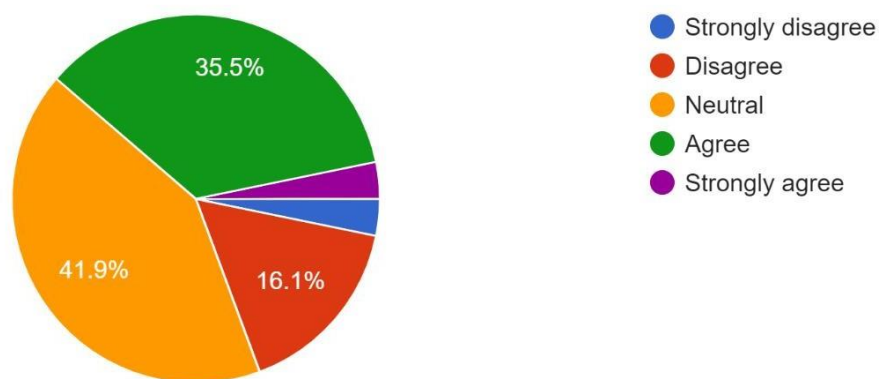
Are the contents challenging to teach?

62 responses

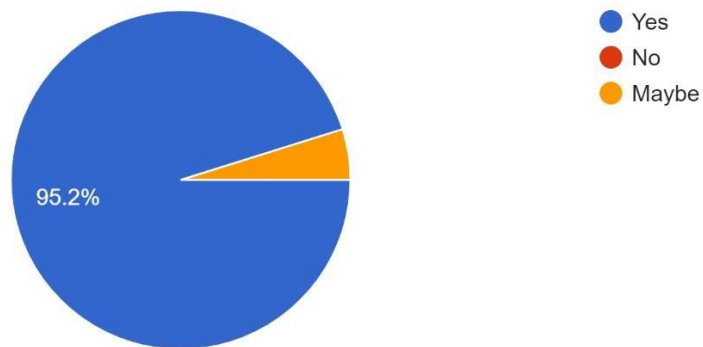


Is the syllabus designed in a way to improve Employability Index?

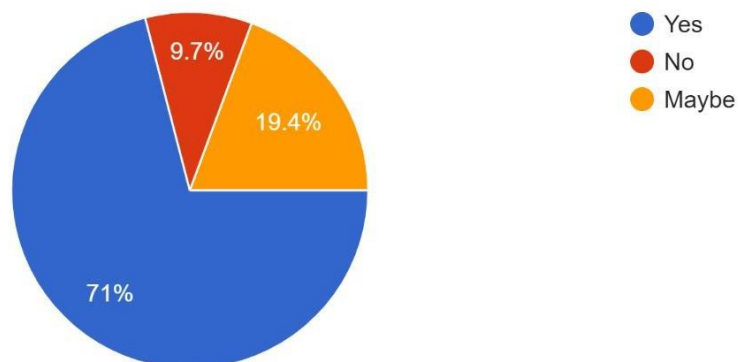
62 responses



Whether you illustrate the concept through examples and applications while teaching
62 responses



Whether you use ICT tools while teaching
62 responses



**Teachers' Feedback and action taken report
(Syllabus and its Transaction)**

Sl. No.	Query	Feedback	Action taken	Impact
1	Are the topics covered in the syllabus interesting for students?	Fairly interesting but needs improvement	The parent university was intimated regarding these points through the Principal of the college.	The subsequent modification of the syllabus reflected the impact
2	Are the course objectives clearly defined?	Somewhat clear		
4	Does the syllabus cover advance and modern topics?	More required		
5	Does the syllabus provide enough freedom to adopt new techniques of testing and assessment of students?	Quite enough		
8	Is the syllabus designed in a way to improve employability index?	Somewhat		
3	Is timely completion of the syllabus possible for the papers taught by you in the allotted time period	Some more time is to be allotted	The principal called an all teachers meeting where all the faculty were requested : i. To plan their course transaction properly so that the syllabus is completed within the allotted time. ii. make use of cushion classes. iii. maximize the use of ICT during transaction of syllabus and maximize iv. the use of examples and applications so as to make the classes interesting in addition to being informative. v. to keep themselves updated on advanced topics of their respective subjects . vi. Use e- resources as well as make these available to students	It has been found that <ul style="list-style-type: none"> • most of the teachers have begun using ICT enabled tools for their regular as well as cushion classes. • teachers' have begun using cushion classes both in the online and offline modes. • E-resources have been made available in the library
9	Whether you illustrate the concept through examples and applications while teaching?	Most of the Teachers illustrate through		
10	Whether you use ICT tools while teaching	Most of the teachers use ICT		
7	Are the contents challenging to teach?	Quite challenging		

ALUMNI FEEDBACK ON SYLLABUS AND ITS TRANSACTION (2020-2021)

Alumni are an integral part of any institution as their viewpoints reflect the overall performance and development of the same. Their feedback on different aspects of the college is very important and so it is analyzed with utmost importance. In the Feedback some questions were framed especially related to syllabus and its transaction and then the Feedback form was shared with alumni through Google form in which 155 respondents gave their responses. The feedback forms data are available in the following link:

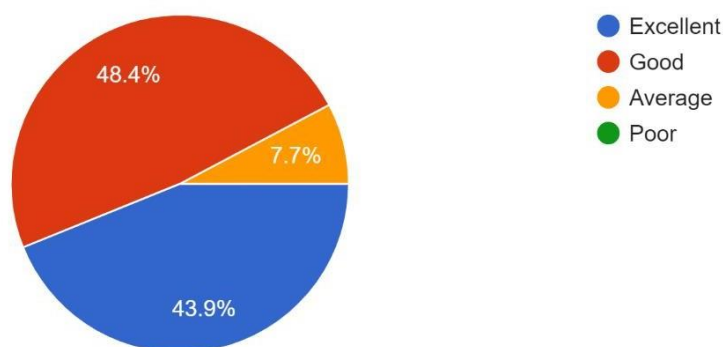
<https://docs.google.com/forms/d/1NV6z5BgtqerCEuLbsigGUFcVhl1B9G4xeTGarAlZJPs/edit?usp=drivesdk>

The feedback report is prepared on the basis of feedback form responses provided by alumni of the college for the session 2020-21.

Total responses: 155

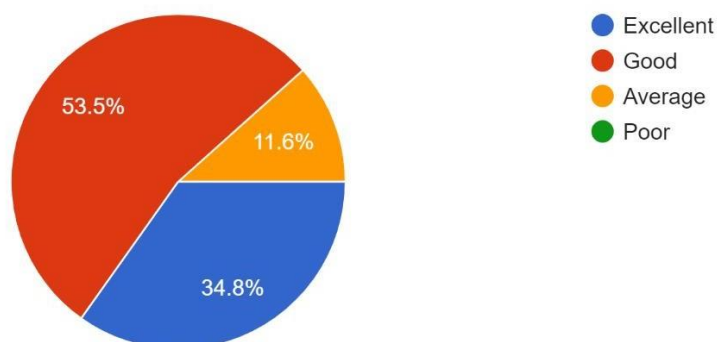
Support and contribution of the institution for your overall development.

155 responses



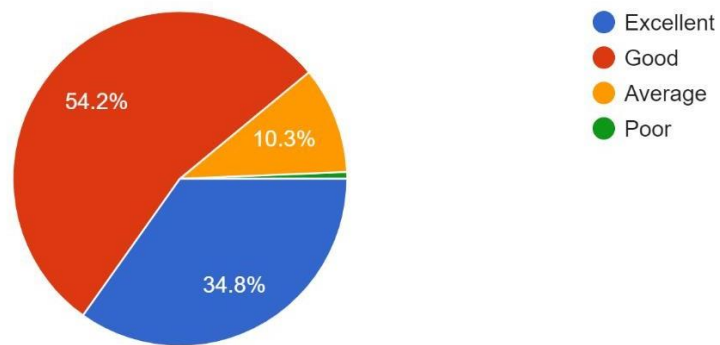
Effectiveness of curriculum in attaining communication skills and social responsibility

155 responses



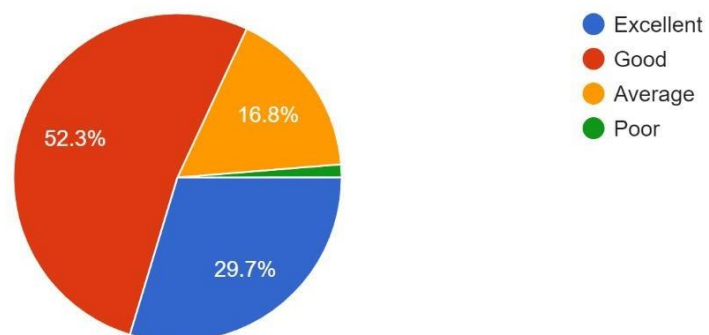
Effectiveness of Curriculum to meet your present professional standards.

155 responses



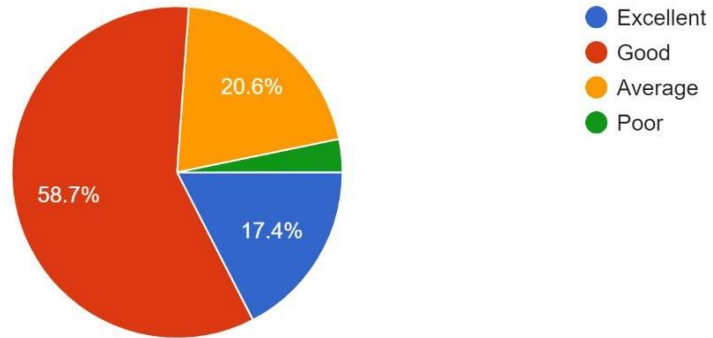
Effectiveness of curriculum to apply your knowledge in real life situations.

155 responses



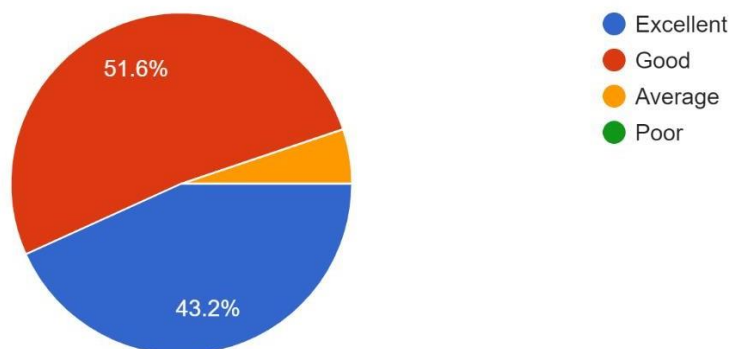
Relevance of current curriculum for employability.

155 responses



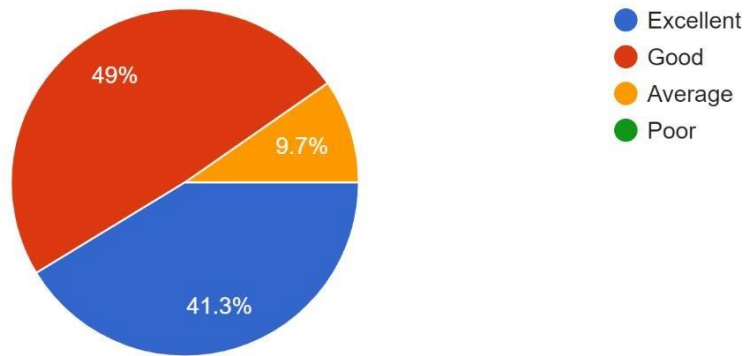
How do you rate the learning experience in terms of teaching and learning?

155 responses



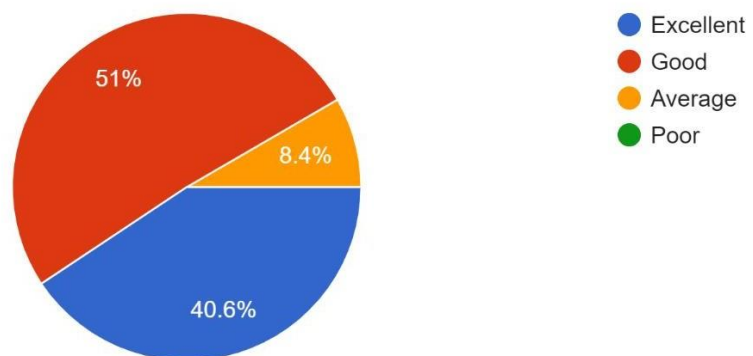
How would you rate the quality of education imparted in the college?

155 responses



How would you rate the course content delivery?

155 responses



**Alumni Feedback and action taken report
(Syllabus and its Transaction)**

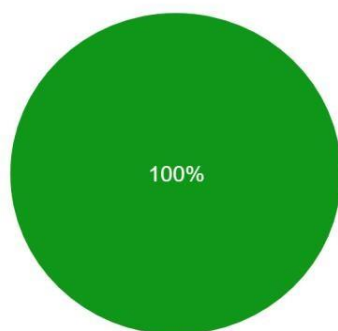
Sl. No.	Query	Feedback	Action taken	Impact
1	Support and contribution of the institution for your overall development	Good but can be improved	The feedback received from the alumni is reported to concerned bodies. Note: Since the respondents consists of the last batch of the NCBCS course, and the concerned syllabus has been discontinued from the forthcoming session (CBCS course implemented), the question of modification does not arise.	
2	Effectiveness of curriculum in attainment communication skills and responsibility	Good but can be improved		
3	Effectiveness of curriculum to meet your professional standards	Good but can be improved		
4	Effectiveness of curriculum to apply your knowledge in real life situations	Needs improvement		
5	Relevance of current curriculum for employability.	Needs to be improved		
6	How do you rate the learning experience in terms of teaching and learning	Good but can be improved		
7	How would you rate the quality of education in the college?	Good but can be improved		
8	How would you rate the course content delivery?	Good but can be improved		

EMPLOYER'S FEEDBACK ON SYLLABUS AND ITS TRANSACTION (2020-2021)

The feedback form data from employer are available in this link: <https://docs.google.com/forms/d/1YrBwFvmx1DUCLpVjb4Qg4e4Lq223H99iF82tCyqrUQ/edit?usp=sharing>

The syllabus ensures well-round enrichment of student's academic knowledge

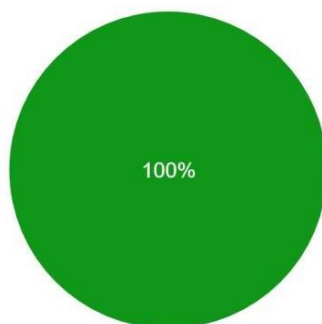
1 response



- Strongly disagree
- Disagree
- Neutral
- Agree
- Strongly agree

The syllabus ensures favorable teaching learning experience both for teachers and students

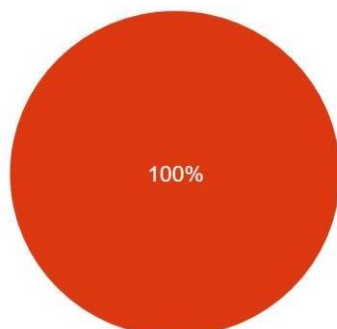
1 response



- Strongly disagree
- Disagree
- Neutral
- Agree
- Strongly agree

Is the course curriculum designed in a way to improve Employability Index?

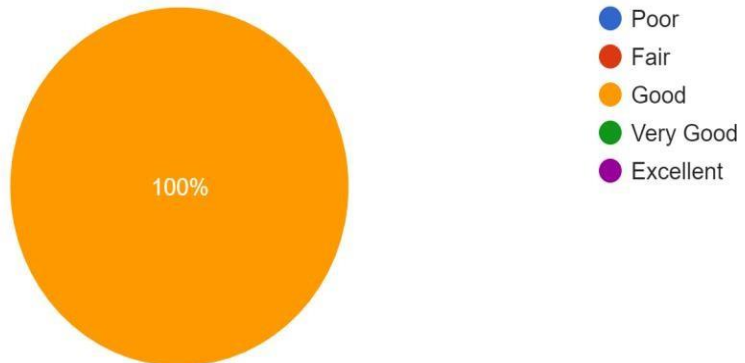
1 response



- Strongly disagree
- Disagree
- Neutral
- Agree
- Strongly agree

Rate the relevance of implementing CBCS in the course curriculum

1 response




Do faculty follow the syllabus prescribed by the University?

1 response



Are sufficient working hours allotted for timely completion of the syllabus?

1 response



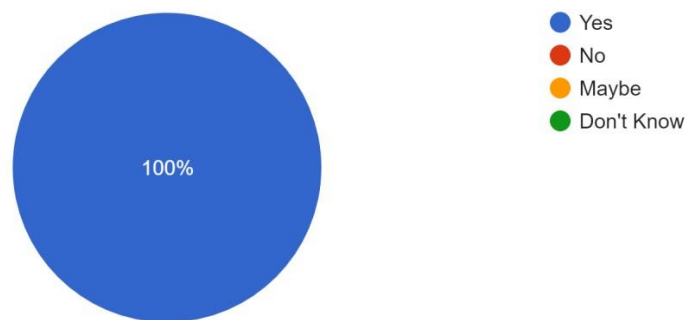
Are ICT tools employed in imparting knowledge to students

1 response



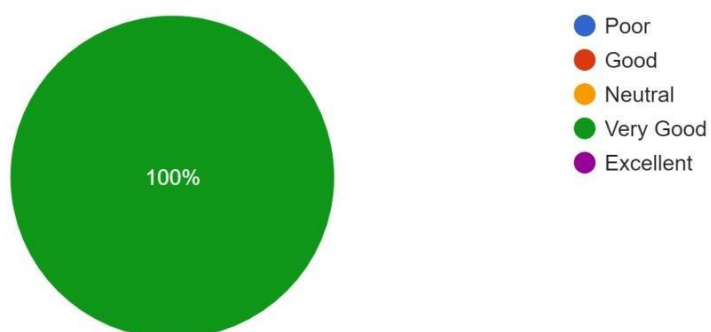
Are the number of books in the library sufficient to meet the requirements of the curriculum?

1 response



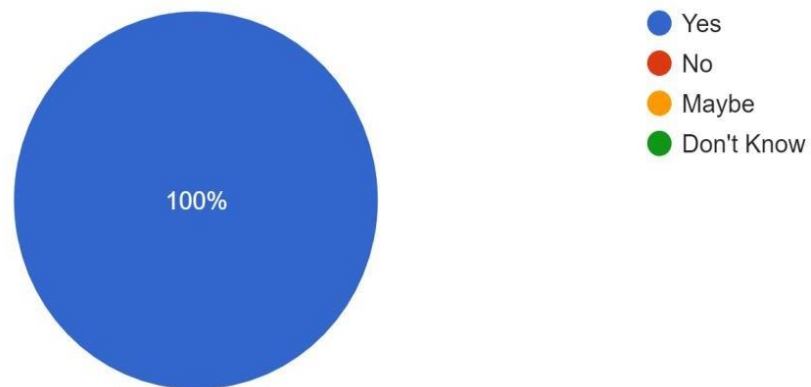
How do you rate the ICT enabled tools available for teaching?

1 response



Do the faculty use ICT tools efficiently?

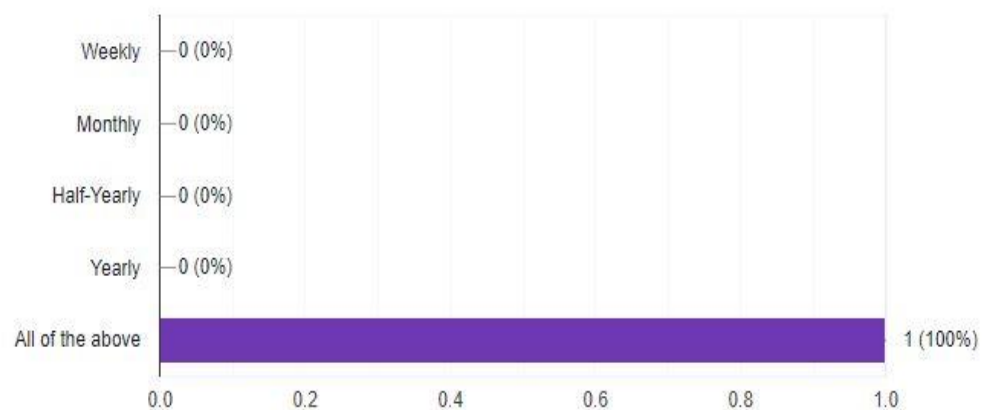
1 response



How often do you assess the progress of the syllabus, and ensure its completion?

 Copy

1 response



Employer's Feedback and Action taken report (Syllabus and its Transaction)			
Sl. No.	Query	Feedback	Action taken
1	The syllabus ensures all round enrichment of student's academic knowledge	Agree	The feedback received from the employer is reported to concerned bodies for necessary action.
2	The syllabus ensures favorable teaching learning experience both for teachers and students	Agree	
3	Is the course designed in a way to improve employability index	Disagree	
4	Rate of relevance of implementing CBCS in the course curriculum	Good	
5	Do faculties follow the syllabus prescribed by the university?	Yes	
6	Are sufficient working hours allotted for timely completion of the syllabus?	Yes	
7	Are the numbers of books in the library sufficient to meet the requirement of the syllabus?	Yes	
8	Are ICT tools employed in imparting knowledge to students?	Yes	
9	Do faculties use ICT tools efficiently?	Yes	
10	How often do you access the progress of the syllabus and ensure its completion?	Weekly and monthly	

STUDENTS' FEEDBACK ANALYSIS AND ACTION TAKEN REPORT (2019-20)

As part of the yearly feedback carried out by Digboi College, the academic session 2019-20 was also evaluated based on the feedback provided by the students. The feedback comprised of teachers' performance along with the curriculum design, the teaching-learning outcome, evaluations and other relevant facilities. Students were given a structured printed form to assess the quality of the college's teachers based on ten parameters.

Students were asked to give a grading from Excellent coded as 4 to Poor coded as 1. In order to conduct an investigation in an objective manner, data were collected from twenty distinct departments and semesters across the college.

A total of 714 (275- Arts, 169-Science, 270- Commerce) students responded to the queries related to the teaching performance of teachers.

Queries:

1. Subject knowledge and conceptual clarity
2. Level of confidence on the subject matter
3. Communication/ presentation skills
4. Class control ability
5. Interaction in the classroom
6. Motivational and helping attitude
7. Regularity and punctuality
8. Completion and coverage of course
9. Integration and guidance outside the classes.
10. Overall performance

Table showing the students' feedback analysis for the academic session 2019-20

STUDENT FEEDBACK ANALYSIS 2019-20					
Q. No.	Points	Excellent 4	Good 3	Average 2	Poor 1
1	Subject knowledge and conceptual clarity	66%	17%	10%	7%
2	Level of confidence on subject matter	75%	15%	6%	4%
3	Communication/ presentation skill	67%	26%	4.8%	2.2%
4	Class control ability	58%	29%	6.5%	6.5%
5	Interaction in the classroom	60%	24%	8.5%	7.5%
6	Motivational and helping attitude	63%	32%	4%	1%
7	Regularity and punctuality	78%	15%	5%	2%
8	Completion and coverage of course	87%	10%	2%	1%
9	Integration and guidance outside the classes	35%	30%	26%	9%
10	Overall performance	69%	16%	10%	5%

Students' Feedback analysis:

714 students answered the feedback forms that were intended to assess the performance of teachers on ten criteria. The analysis above shows that an average of 66 % of respondents have attributed excellent grades to all the teachers of Digboi College. The table also shows that an average of 21 % of respondents have given good grades to the teachers while an average of 8% of respondents have given an average grade. However, in the poor category, less than 5% of responses are given to the teachers.

Subject knowledge and conceptual clarity

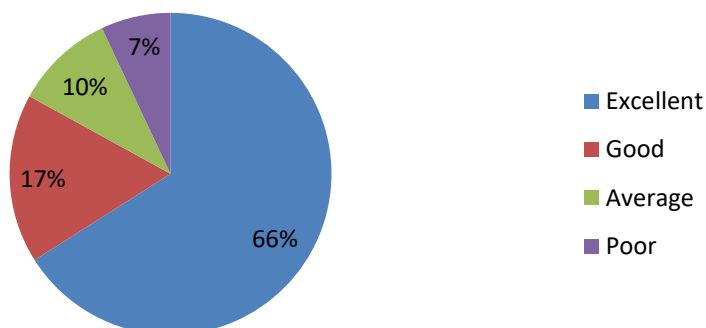


Fig 1: Pie diagram shows Subject knowledge and conceptual clarity of Teachers of Digboi College Percentage wise according to the students' feedback report

Level of confidence on subject matter

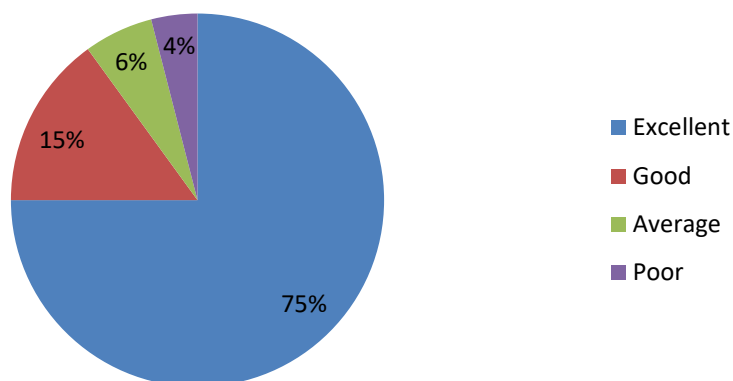


Fig 2: Pie diagram shows Level of confidence on subject matter of Teachers of Digboi College Percentage wise according to the students' feedback report

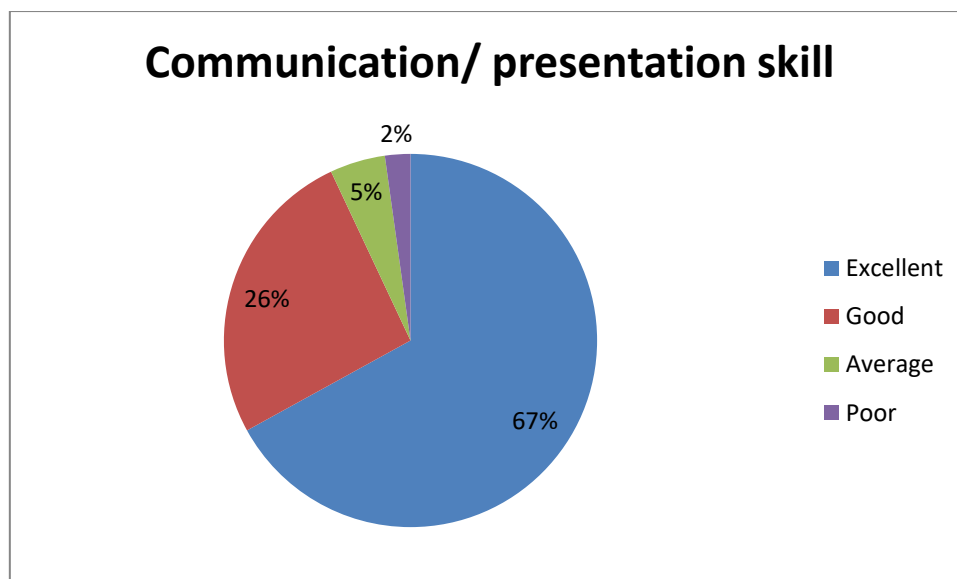


Fig 3: Pie diagram shows **Communication/ presentation skill** of Teachers of Digboi College Percentage wise according to the students' feedback report

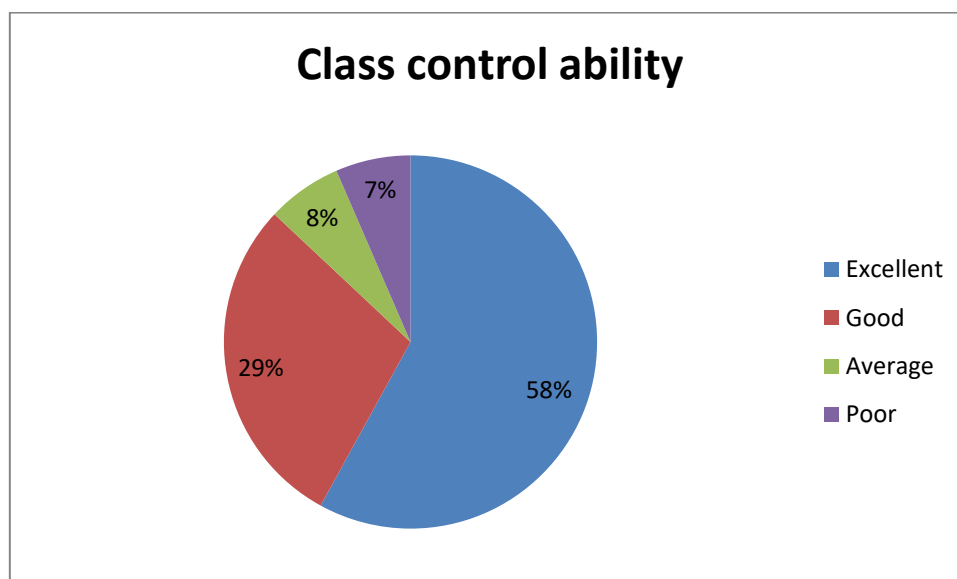


Fig 4: Pie diagram shows **Class control ability** of Teachers of Digboi College Percentage wise according to the students' feedback report

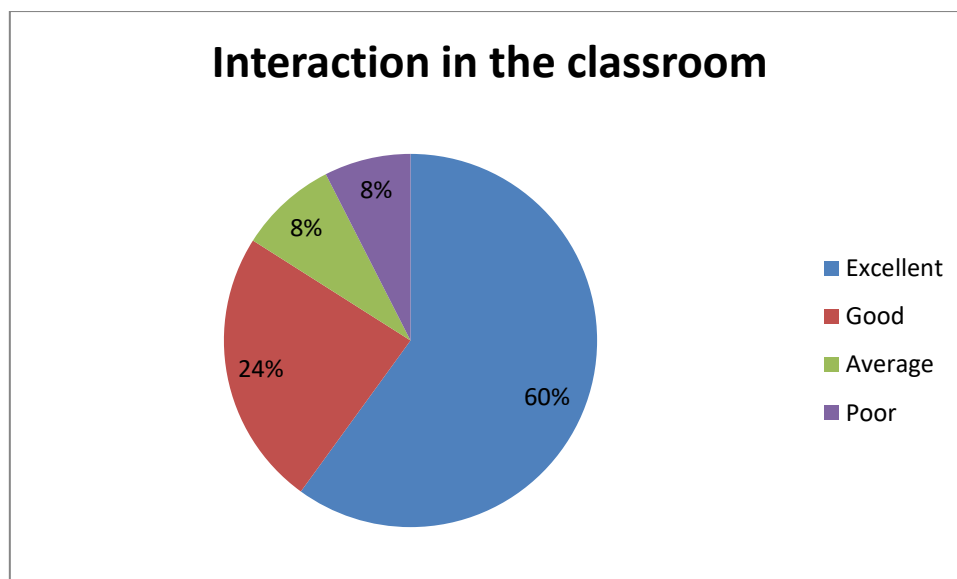


Fig 5: Pie diagram shows **Interaction in the classroom** of Teachers of Digboi College Percentage wise according to the students' feedback report

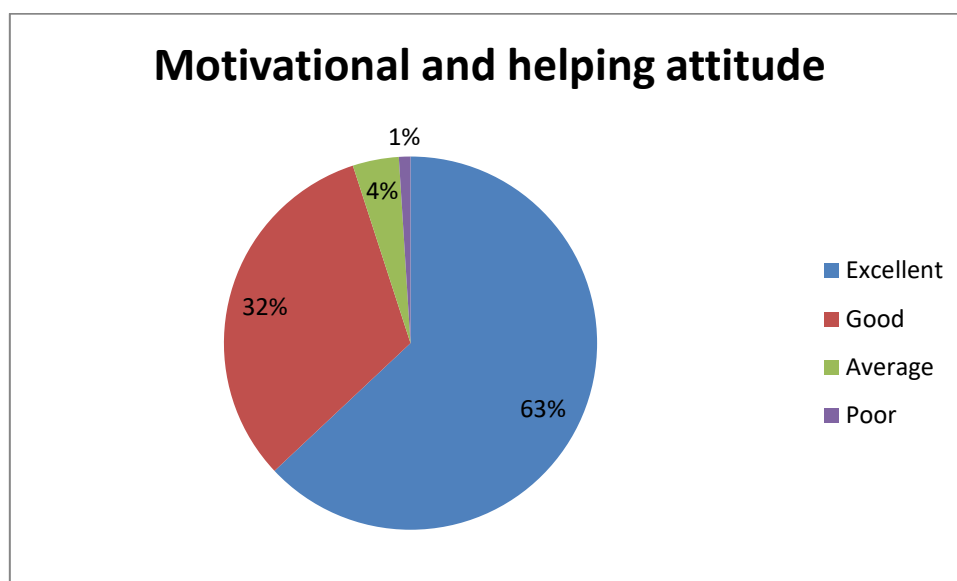


Fig 6: Pie diagram shows **Motivational and helping attitude** of Teachers of Digboi College Percentage wise according to the students' feedback report

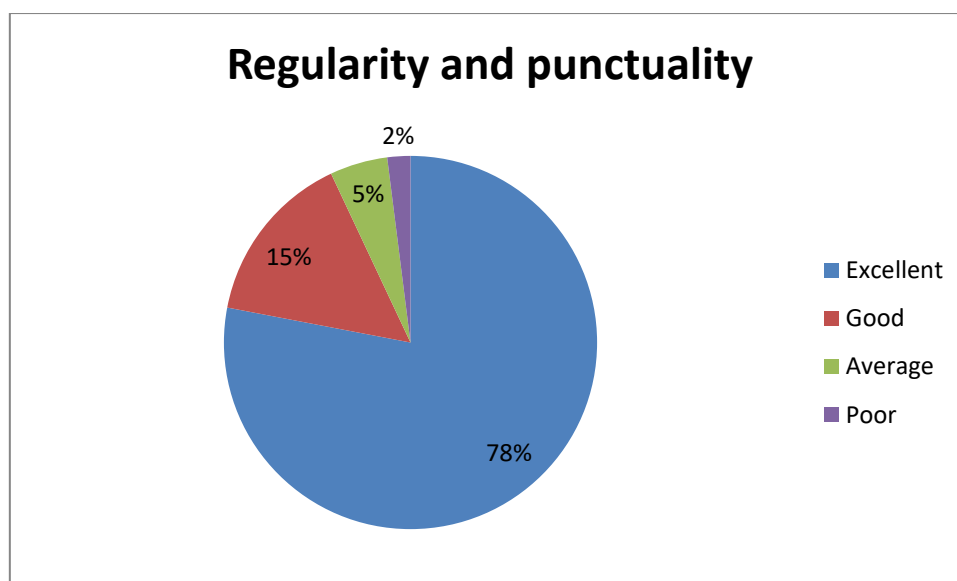


Fig 7: Pie diagram shows **Regularity and punctuality** of Teachers of Digboi College Percentage wise according to the students' feedback report

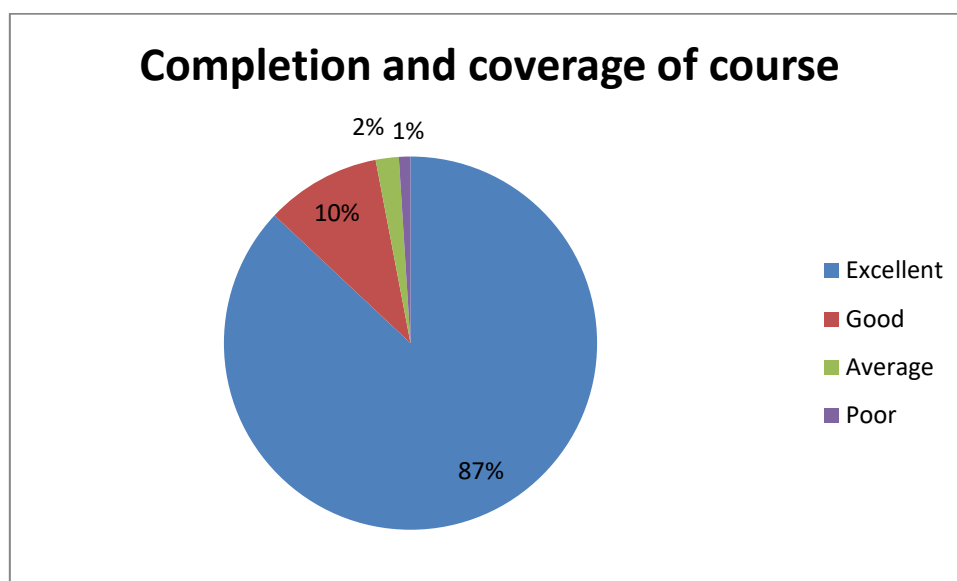


Fig 8: Pie diagram shows **Completion and coverage of course** of Teachers of Digboi College Percentage wise according to the students' feedback report

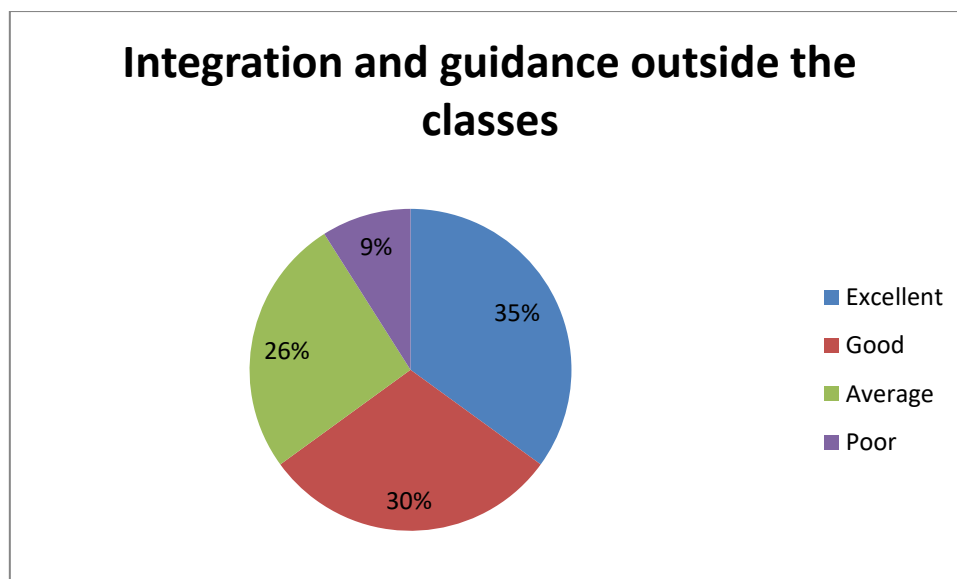


Fig 9: Pie diagram shows **Integration and guidance outside the classes** of Teachers of Digboi College Percentage wise according to the students' feedback report

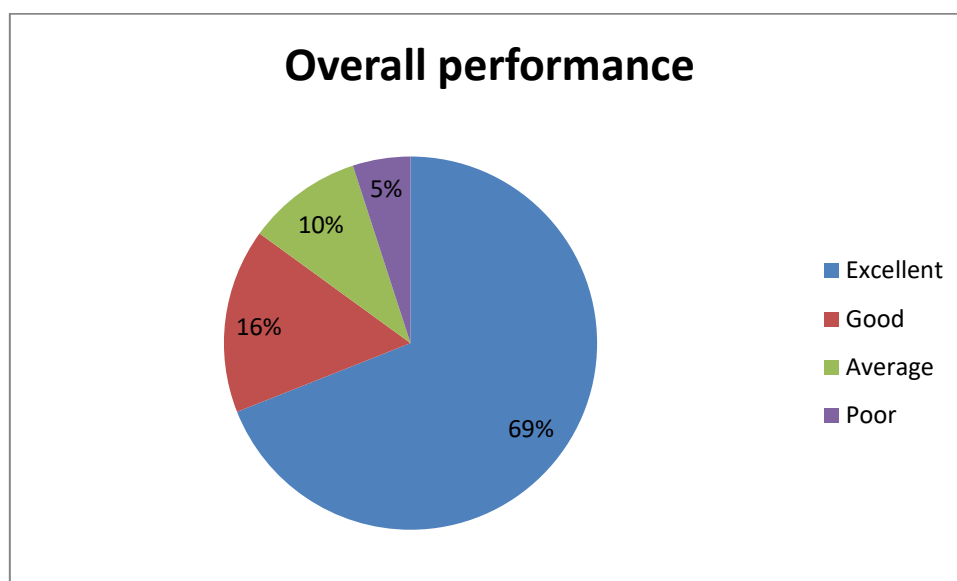


Fig 10: Pie diagram shows **Overall performance** of Teachers of Digboi College Percentage wise according to the students' feedback report

Conclusion:

1. 87% of respondents have given excellent grade to the aspect of completion and coverage of courses.
2. Teachers' guidance and integration outside the classes needs due consideration as students have given less percentage in excellent category.

Action taken:

Suggestions regarding the aspects of teachers' performance are invited from the teachers for better result of performances.

STUDENTS' FEEDBACK ANALYSIS AND ACTION TAKEN REPORT (2018-19)

The Students' Feedback was collected to assess the performance of the teachers as well as the curriculum, teaching, learning, evaluation, and the various college facilities. The students recorded their opinions on a form circulated by the college. The form consists of ten criteria for evaluating the college's faculty. The feedback form offered students a grading scale (4=Excellent, 3=Good, 2=Average, 1= Poor) to assess the feedback criteria. In order to conduct an unbiased examination of comments, information was gathered from twenty different departments and semesters across the college, including the Science, Arts, and Commerce streams.

A total of 690 (268- Arts, 160-Science, 262- Commerce) students responded to the queries related to the teaching performance of teachers.

Queries:

11. Subject knowledge and conceptual clarity
12. Level of confidence in the subject matter
13. Communication/ presentation skills
14. Class control ability
15. Interaction in the classroom
16. Motivational and helping attitude
17. Regularity and punctuality
18. Completion and coverage of course
19. Integration and guidance outside the classes
20. Overall performance

Table showing the students' feedback analysis for the academic session 2018-19

STUDENT FEEDBACK ANALYSIS 2018-19					
Q. No.	Points	Excellent 4	Good 3	Average 2	Poor 1
1	Subject knowledge and conceptual clarity	68.9%	16%	8%	7.1%
2	Level of confidence on subject matter	70%	20%	7%	3%
3	Communication/ presentation skill	64.8%	29%	4%	2.2%
4	Class control ability	55%	30.5%	7.5%	7%
5	Interaction in the classroom	54%	29%	9.5%	7.5%
6	Motivational and helping attitude	60%	35%	3.5%	1.5%
7	Regularity and punctuality	75%	11%	8%	6%
8	Completion and coverage of course	82%	12%	4.5%	1.5%
9	Integration and guidance outside the classes	33%	28%	30%	9%
10	Overall performance	66%	18%	12%	4%

Students' Feedback analysis:

A total of 690 students responded to the feedback forms which were meant to evaluate the performance of teachers on 10 parameters. The analysis above shows that an average of 70% of respondents has attributed excellent grades to all the teachers of Digboi College. The table also shows that an average of 23% of respondents has given good grades to the teachers while an average of 13% of respondents have given an average grade. However, in the poor category, less than 5% of responses are given to the teachers.

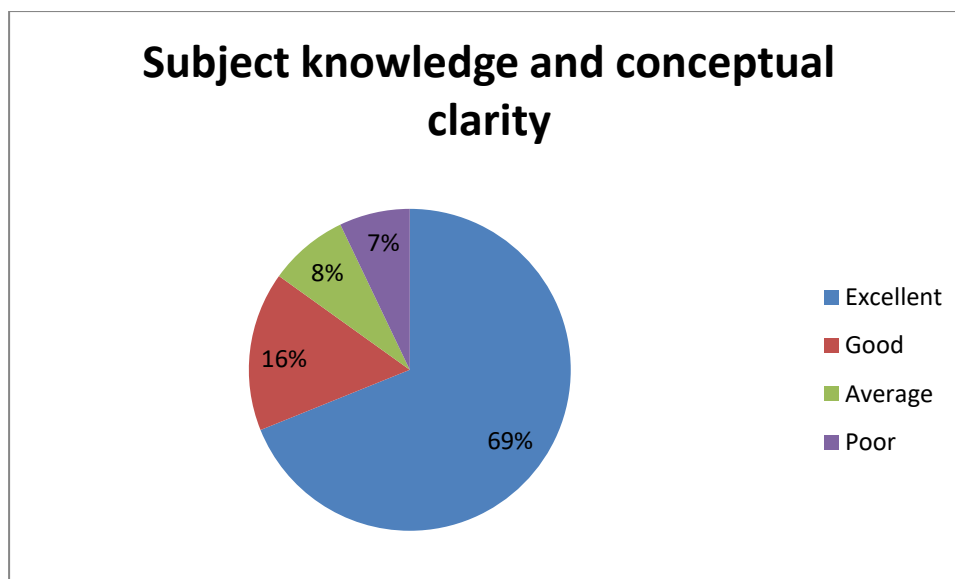


Fig 1: Pie diagram shows Subject knowledge and conceptual clarity of Teachers of Digboi College Percentage wise according to the students' feedback report

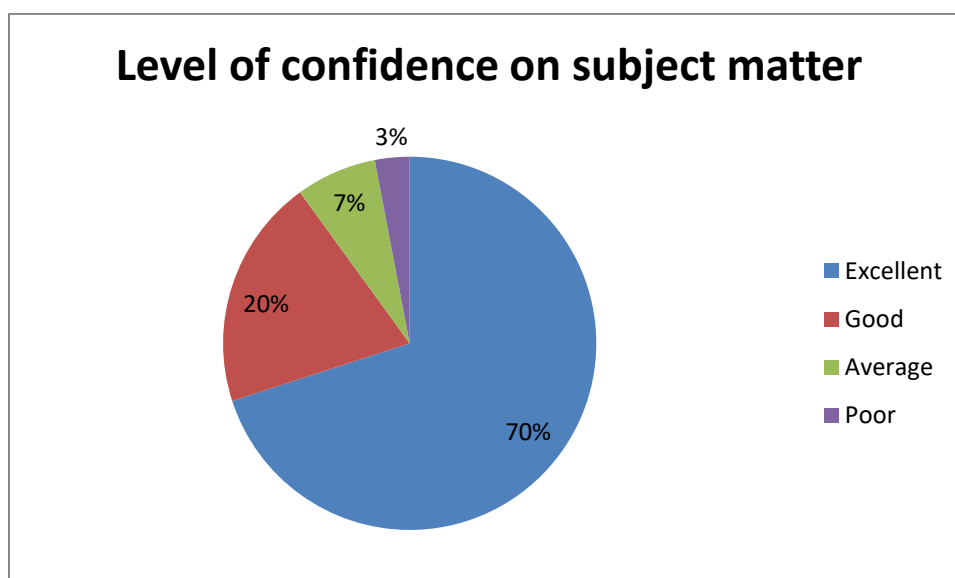


Fig 2: Pie diagram shows Level of confidence on subject matter of Teachers of Digboi College Percentage wise according to the students' feedback report

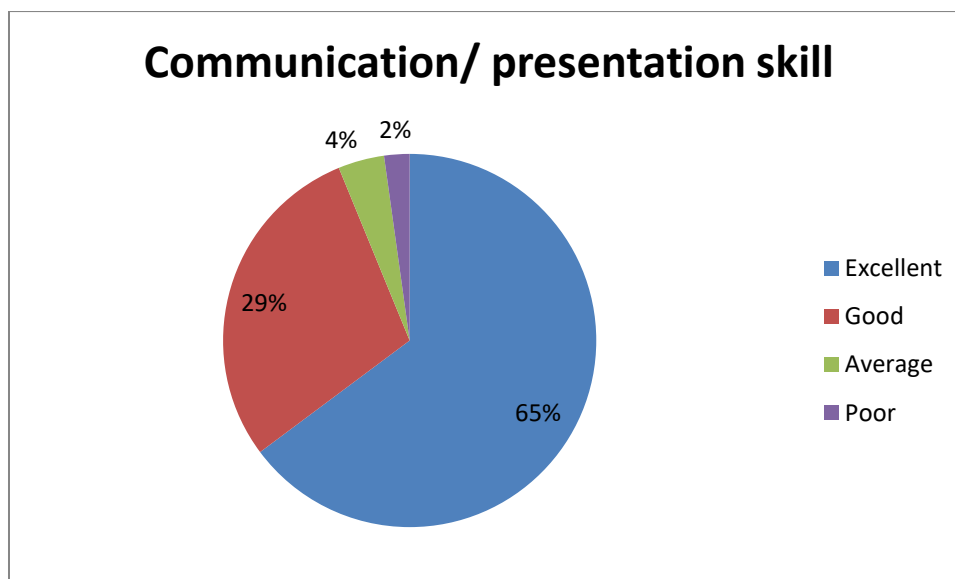


Fig 3: Pie diagram shows **Communication/ presentation skill** of Teachers of Digboi College Percentage wise according to the students' feedback report

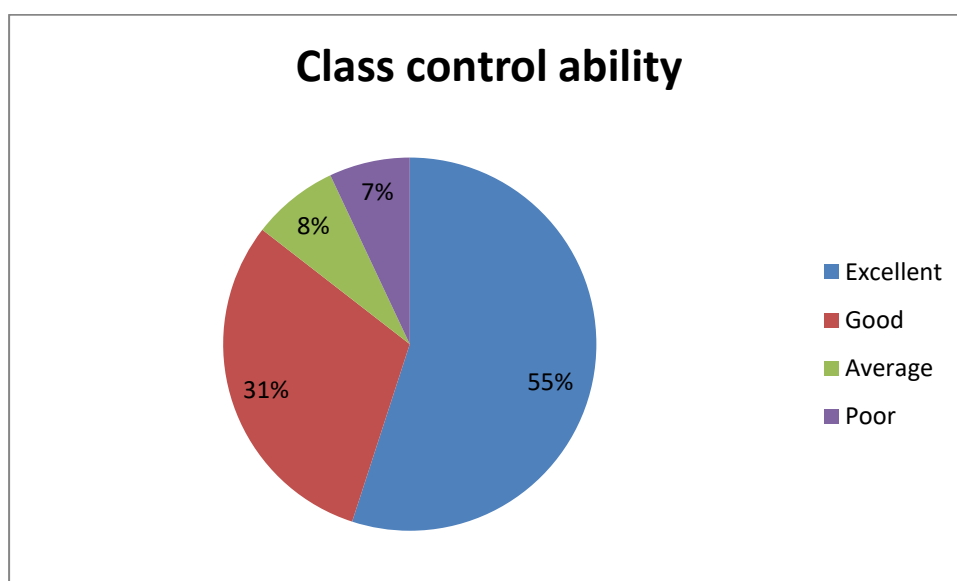


Fig 4: Pie diagram shows **Class control ability** of Teachers of Digboi College Percentage wise according to the students' feedback report

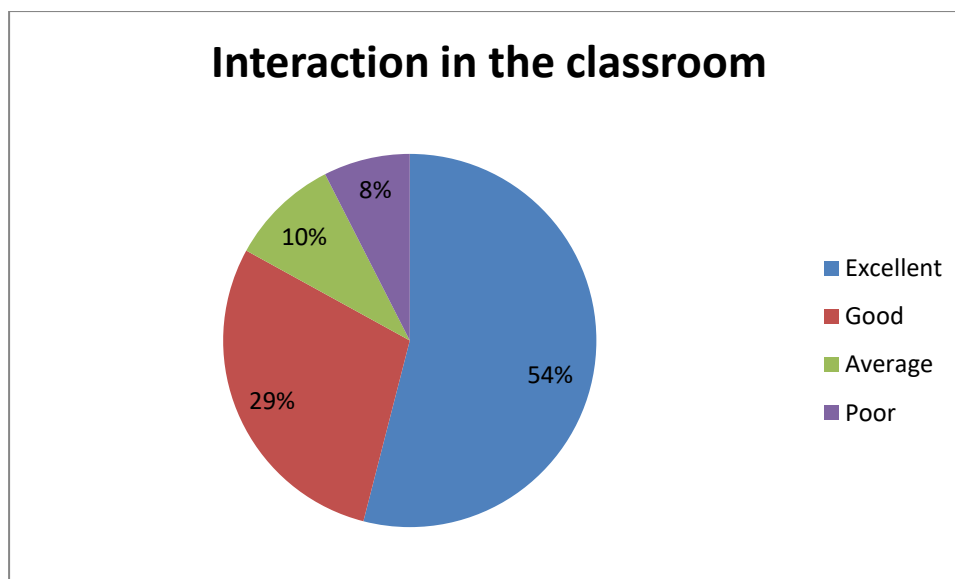


Fig 5: Pie diagram shows **Interaction in the classroom** of Teachers of Digboi College Percentage wise according to the students' feedback report

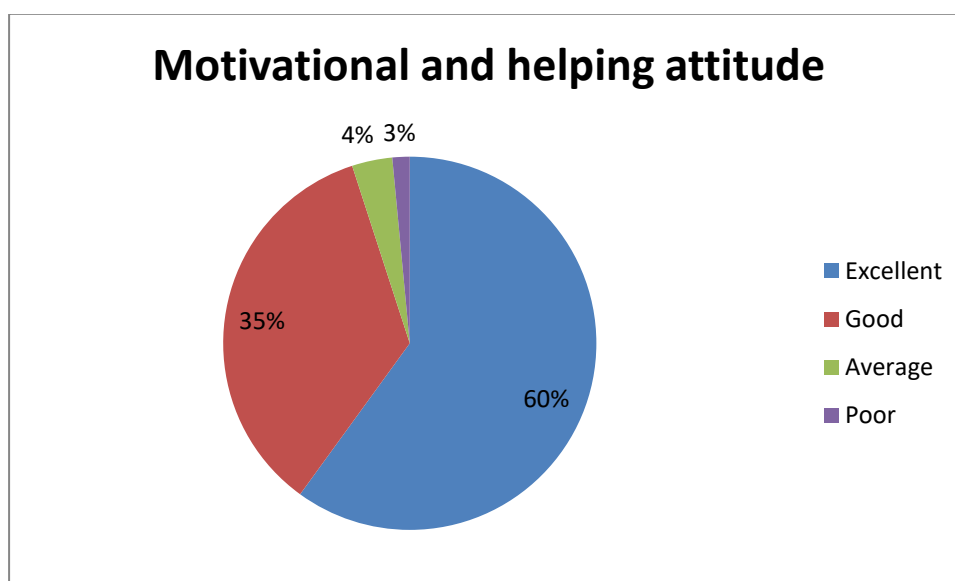


Fig 6: Pie diagram shows **Motivational and helping attitude** of Teachers of Digboi College Percentage wise according to the students' feedback report

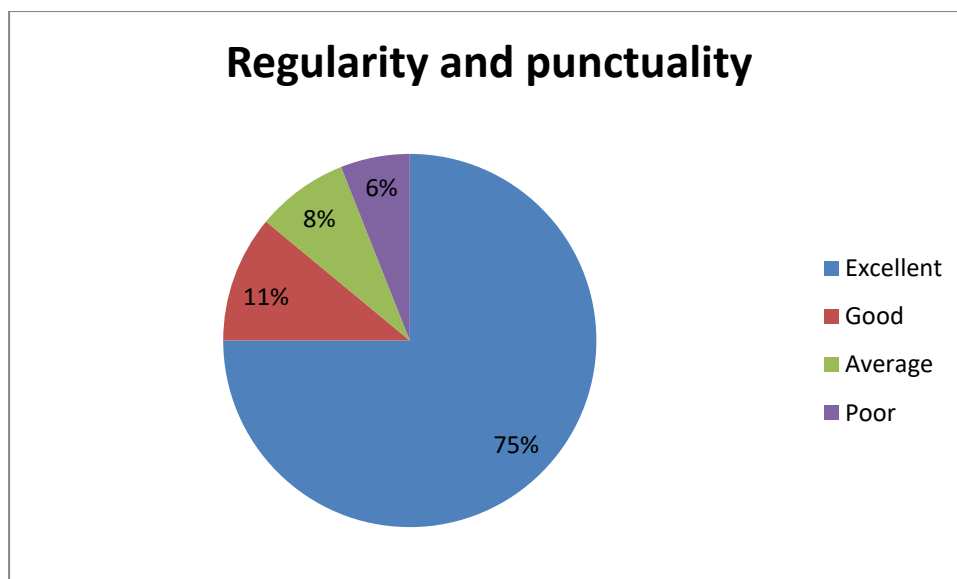


Fig 7: Pie diagram shows **Regularity and punctuality** of Teachers of Digboi College Percentage wise according to the students' feedback report

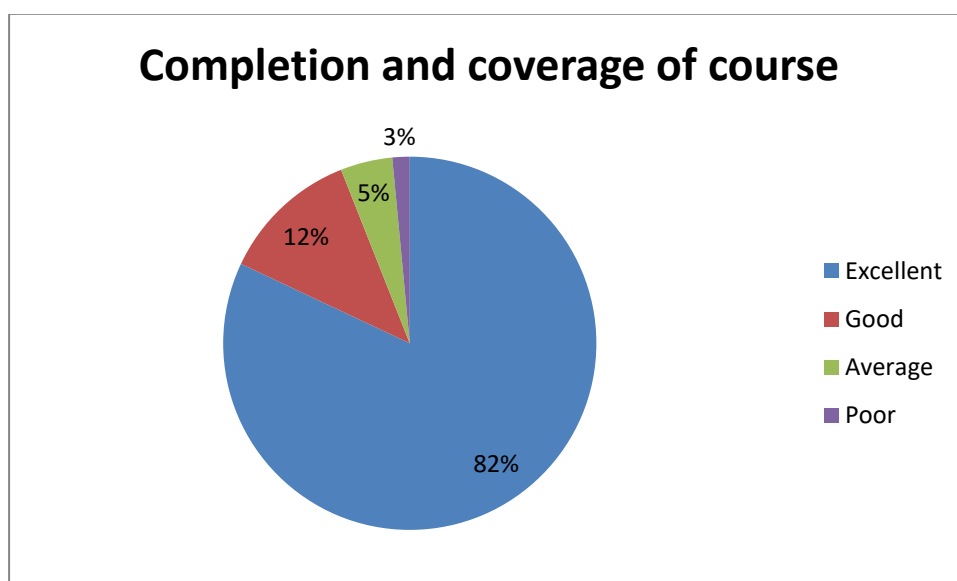


Fig 8: Pie diagram shows **Completion and coverage of course** of Teachers of Digboi College Percentage wise according to the students' feedback report

Integration and guidance outside the classes

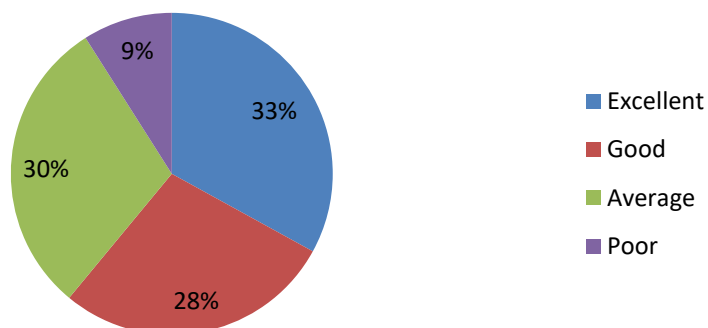


Fig 9: Pie diagram shows **Integration and guidance outside the classes** of Teachers of Digboi College Percentage wise according to the students' feedback report

Overall performance

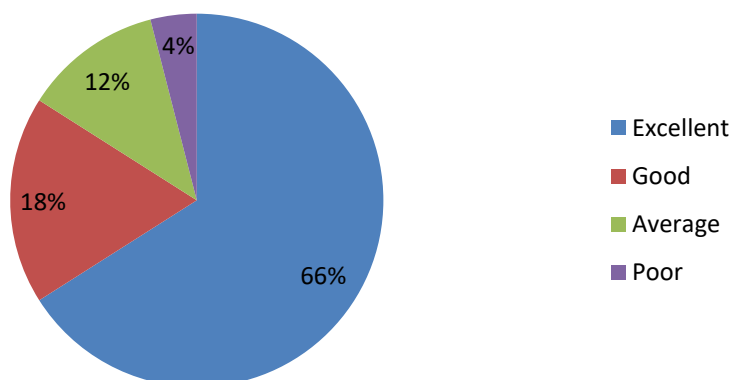


Fig 10: Pie diagram shows **Overall performance** of Teachers of Digboi College Percentage wise according to the students' feedback report

Conclusion:

1. We have received a total of 690 feedbacks from all the streams of the college at the end of academic year 2018-19.
2. The question no. 3 related to completion and coverage of courses is given good grading by the students. 82%.of respondents have given excellent grade to this aspect of teachers.
3. Question no. 9 related to guidance of teachers outside classroom is given less grade. This issue needs to be addressed more seriously.

Action taken:

1. Feedback analysis has been done and discussed with teachers and IQAC
2. Teachers' are informed and communicated about the responses of the students and necessary amendments are suggested to be done

STUDENTS' FEEDBACK ANALYSIS AND ACTION TAKEN REPORT (2017-18)

Students are the most important stakeholder in an academic institution. In the year 2017-18, students' feedback was taken to evaluate the teachers performance and on the curriculum, teaching, learning, evaluation and the various facilities in the college. The students recorded their views on a structured printed format. The form consists of 10 parameters to evaluate the faculties of the college. The feedback form provided a grade scale (poor, average, good and excellent) to the students to evaluate the feedback parameters. For an impartial analysis on feedback, the data was collected from the twenty different departments of the college from different semesters including Science, Arts and Commerce stream.

A total of 656 (312- Arts, 149-Science, 195- Commerce) students responded to the queries related to the teaching performance of teachers.

Queries:

21. Subject knowledge and conceptual clarity
22. Level of confidence on subject matter
23. Communication/ presentation skill
24. Class control ability
25. Interaction in the classroom
26. Motivational and helping attitude
27. Regularity and punctuality
28. Completion and coverage of course
29. Integration and guidance outside the classes
30. Overall performance

STUDENT FEEDBACK ANALYSIS 2017-18					
Q.No.	Points	Excellent 4	Good 3	Average 2	Poor 1
1	Subject knowledge and conceptual clarity	71.5%	15%	7.5%	6%
2	Level of confidence on subject matter	68%	17.5%	9.5%	5 %
3	Communication/ presentation skill	60%	30.8%	6%	3.2%
4	Class control ability	50%	35.5%	9%	5.5%
5	Interaction in the classroom	42%	35.5%	12.7%	9.8%
6	Motivational and helping attitude	55%	40%	3.5%	1.5%
7	Regularity and punctuality	72%	15%	8%	5%
8	Completion and coverage of course	81%	13%	4.5%	1.5%
9	Integration and guidance outside the classes	35.5%	25%	29.5%	9%
10	Overall performance	60.5	16	17.5	6

Table showing the students' feedback analysis for the academic session 2017-18

Students' Feedback analysis:

A total of 656 students responded to the feedback forms which were meant to evaluate the performance of teachers on 10 parameters. The analysis above shows that an average of 60-70% respondents have attributed excellent grade to all the teachers of Digboi College. The table also shows that an average of 20-25% respondents have given good grade to the teachers while an average of 10-15% of respondents have given an average grade. However, in the poor category, less than 5% responses are given to the teachers.

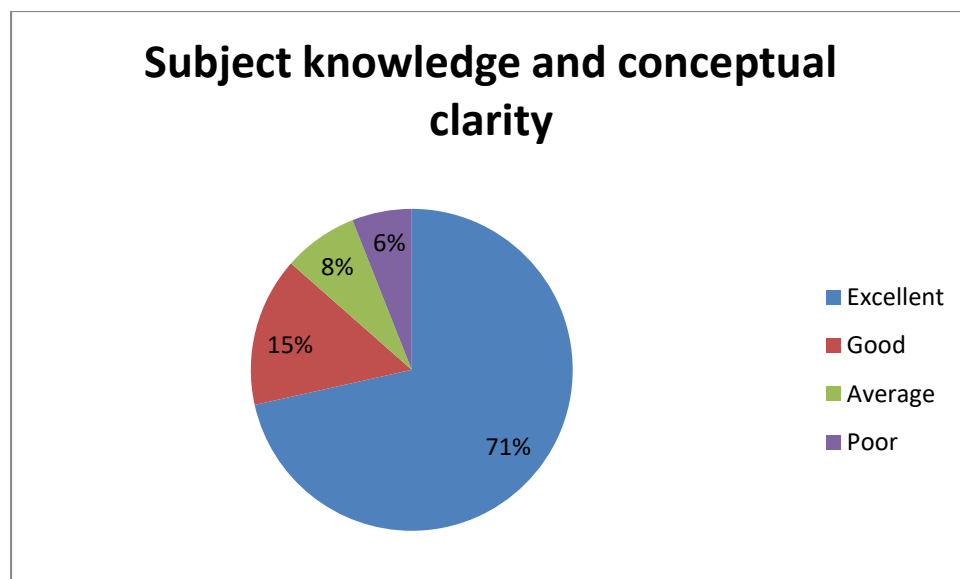


Fig 1: Pie diagram shows Subject knowledge and conceptual clarity of Teachers of Digboi College Percentage wise according to the students' feedback report

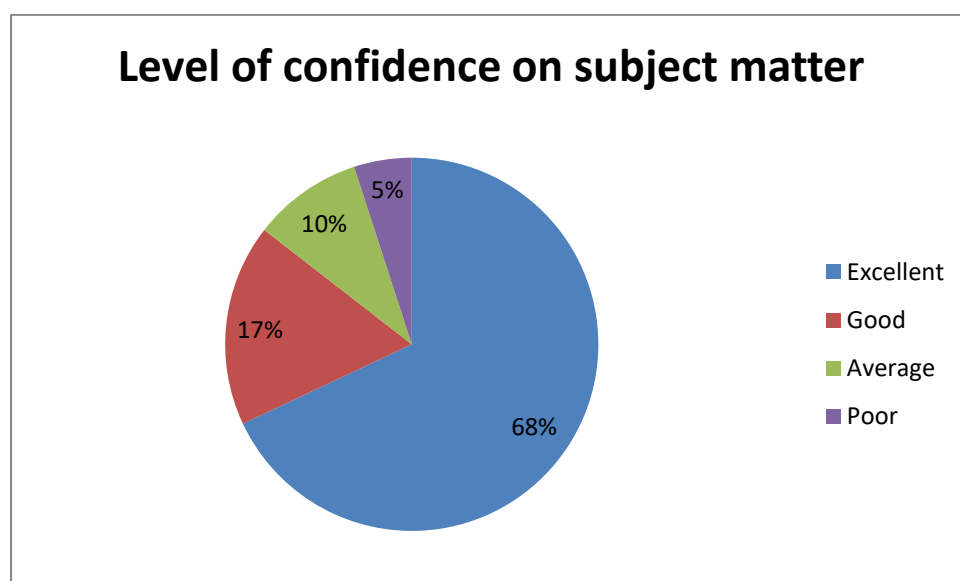


Fig 2: Pie diagram shows Level of confidence on subject matter of Teachers of Digboi College Percentage wise according to the students' feedback report

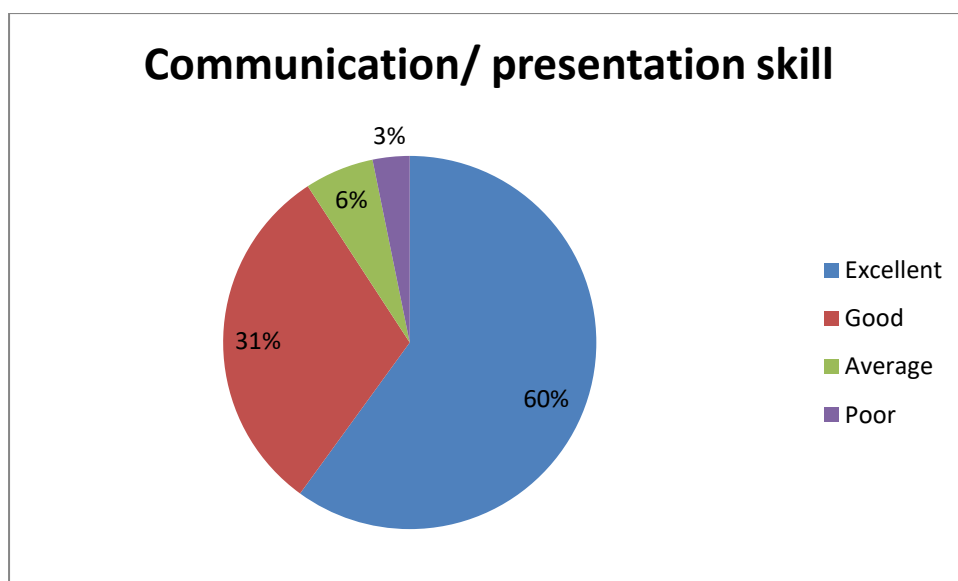


Fig 3: Pie diagram shows **Communication/ presentation skill** of Teachers of Digboi College Percentage wise according to the students' feedback report

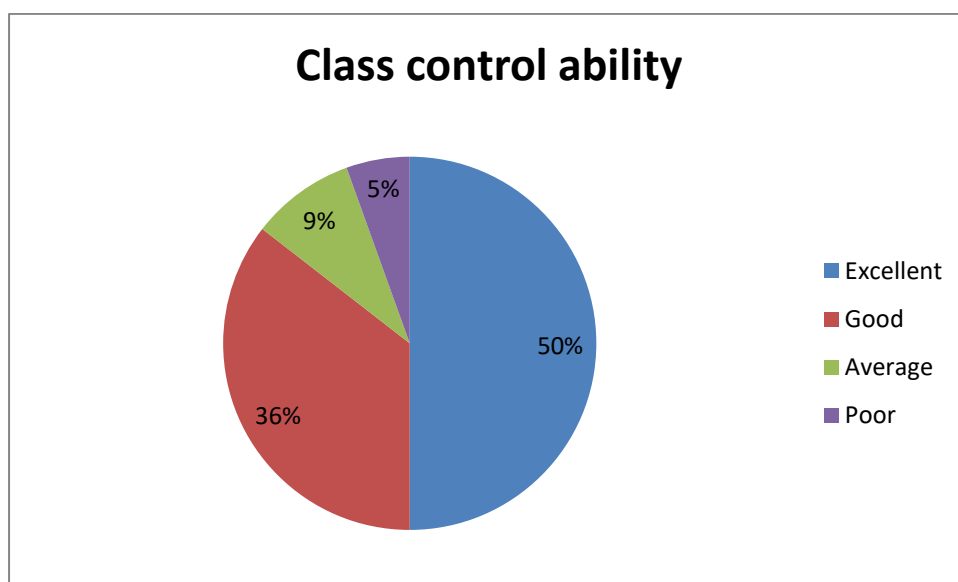


Fig 4: Pie diagram shows **Class control ability** of Teachers of Digboi College Percentage wise according to the students' feedback report

Interaction in the classroom

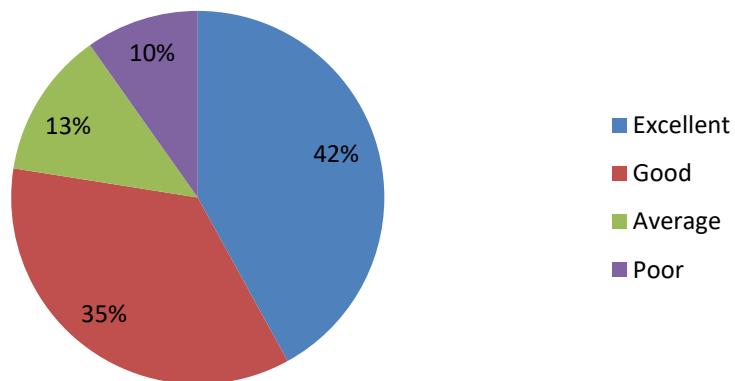


Fig 5: Pie diagram shows **Interaction in the classroom** of Teachers of Digboi College Percentage wise according to the students' feedback report

Motivational and helping attitude

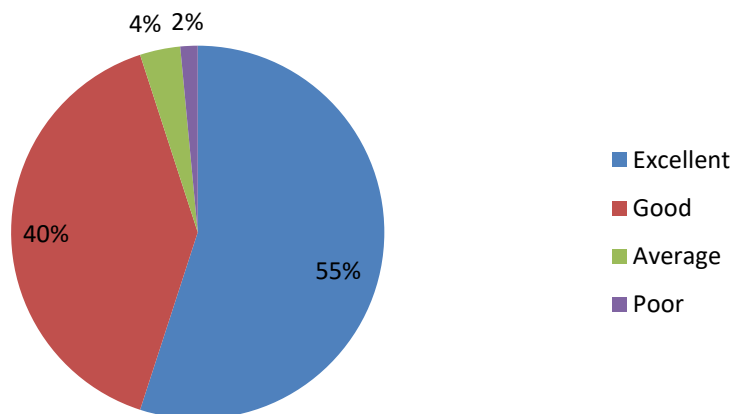


Fig 6: Pie diagram shows **Motivational and helping attitude** of Teachers of Digboi College Percentage wise according to the students' feedback report

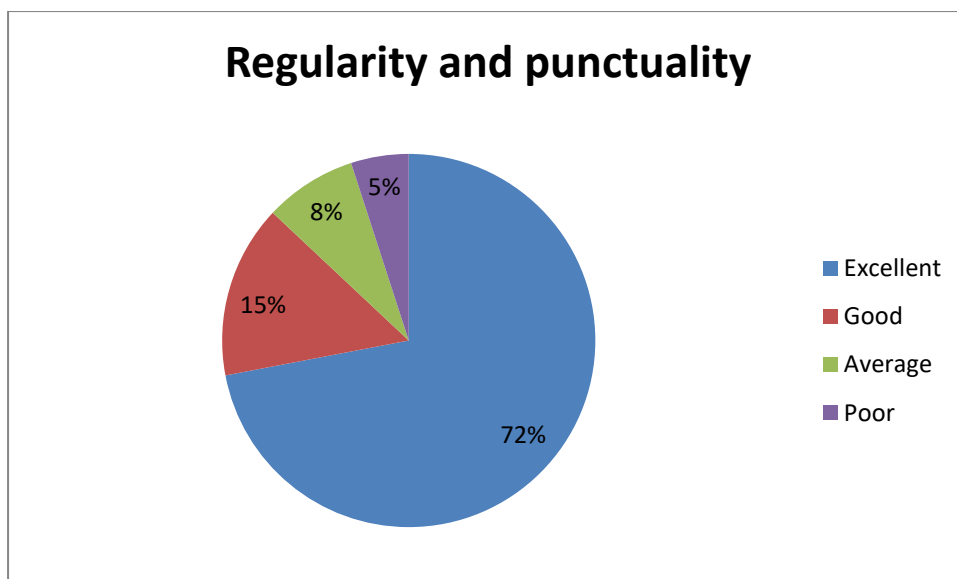


Fig 7: Pie diagram shows **Regularity and punctuality** of Teachers of Digboi College Percentage wise according to the students' feedback report

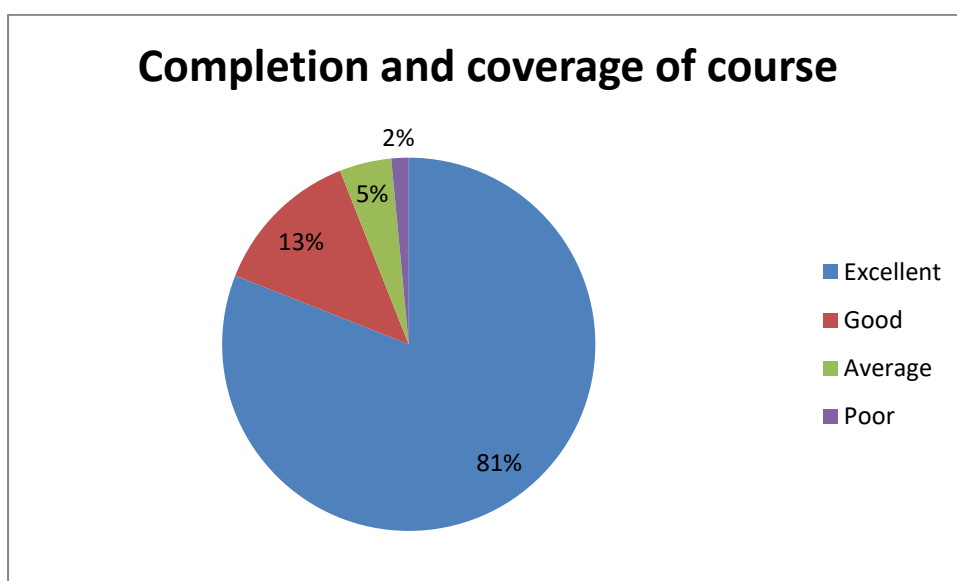


Fig 8: Pie diagram shows **Completion and coverage of course** of Teachers of Digboi College Percentage wise according to the students' feedback report

Integration and guidance outside the classes

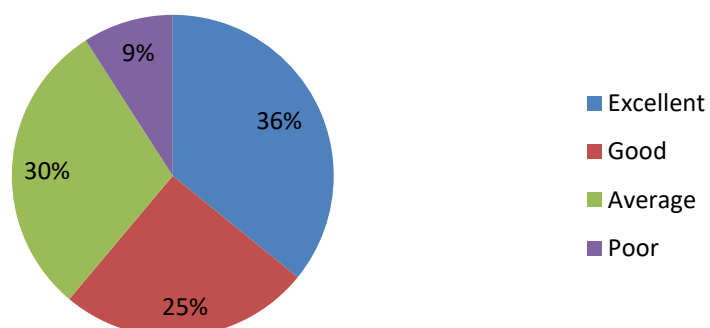


Fig 9: Pie diagram shows **Integration and guidance outside the classes** of Teachers of Digboi College Percentage wise according to the students' feedback report

Overall performance

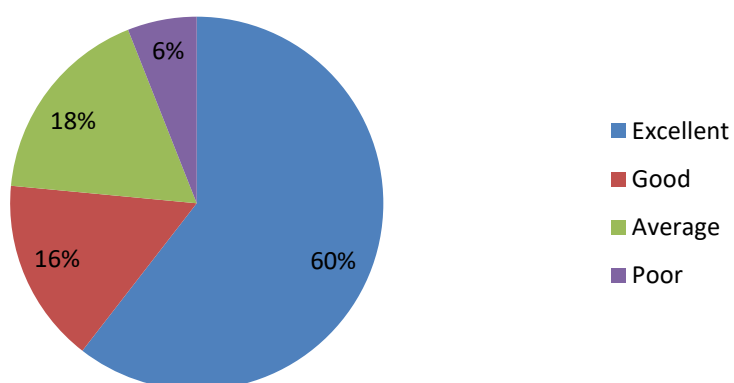


Fig 10: Pie diagram shows **Overall performance** of Teachers of Digboi College Percentage wise according to the students' feedback report

Conclusion:

4. We have received a total of 656 feedbacks from all the streams of the college at the end of the academic year 2017-18.
5. The analysis shows that 81% of respondents have given excellent grade to the teachers' in terms of completion and coverage of course. It has the highest grading.
6. Only 35.5% of respondents have given excellent grade to the aspect of integration outside the classes.
7. The above table shows that there is a need for more interaction between teachers and students.

Action Taken

1. Feedbacks forms are collected from the students and analysed carefully.
2. To enrich teachers' teaching performance, we introduce various learning tools.
3. Our Principal convenes an all teachers' meeting where the need of providing guidance and support outside classroom and various other aspects is given due consideration.

STUDENTS' FEEDBACK ANALYSIS (2016-17)

Students' Feedback was prepared to evaluate the teachers performance and on the curriculum, teaching, learning, evaluation and the various facilities in the college. The students recorded their views on printed format. The format is divided into two parts- Part I consist of 10 parameters to evaluate the faculties of the college and Part-II consists of 20 parameters regarding the overall administration and facilities of the college. The feedback form provided a grade scale (very poor, poor, average, good and excellent) to the students to evaluate the feedback parameters. For an impartial analysis on feedback, the data was collected from the twenty different departments of the college from different semesters including Science, Arts and Commerce stream.

The average performance of the faculties was found ranging from good to excellent in terms of the score received from the students in all the 10 parameters. But, in a few cases average grade and lower is observed. In this regard, suggestions, counselling and support have been provided to concerned faculty for enhancement of teaching-learning performance for quality education.

Details

Programme: Three-Year B.A.

Semester:	1 st , 3 rd and 5 th
Number of students enrolled:	640
Number of students taking part in the feedback:	250
Courses covered:	Assamese, English, Political Science, Economics and Philosophy
Feedback score range:	1-5
Lowest Score:3 Highest Score:5 Average Feedback Score:4	

Programme: Three-Year B.Sc.

Semester:	1 st , 3 rd and 5 th	
Number of students enrolled:	355	
Number of students taking part in the feedback:	145	
Courses covered:	Physics, Chemistry, Mathematics, Electronics, Zoology and Botany	
Feedback score range:	1-5	
Lowest Score: 3	Highest Score: 5	Average Feedback Score: 4

Programme: Three-Year B.Com.

Semester:	1 st , 3 rd and 5 th	
Number of students enrolled:	269	
Number of students taking part in the feedback:	190	
Courses covered:	Accountancy and Marketing	
Feedback score range:	1-5	
Lowest Score: 3	Highest Score: 5	Average Feedback Score: 4

Areas of performance Improvement: The average performance was found ranging good to excellent in terms of score. But in few courses, it is noticed to be on an average. Scope of improvement in terms of score is noticed in few subjects as the score can be improved for excellent grade.

Action taken:

- Informed to individual course faculty
- Areas to be improved were identified and communicated.
- Suggestions, counselling, and support have been provided to concerned faculty for improvement of teaching learning exercises.